



In following-up, pls. cite DMS ref #

2018-BA-0006510

REPUBLIC OF THE PHILIPPINES
DEPARTMENT OF BUDGET AND MANAGEMENT
GENERAL SOLANO STREET, SAN MIGUEL, MANILA

ACKNOWLEDGEMENT RECEIPT

The **DEPARTMENT OF BUDGET AND MANAGEMENT** hereby acknowledges the receipt of your letter/request which has been uploaded to the DBM-Document Management System and routed to the appropriate office/s with the following information:

Sender: DPWH - PERSONAL DELIVERY

Document Title: DPWH-SUBMISSION OF CONSOLIDATED MONTHLY REPORT OF DISBURSEMENTS FAR 4 FOR ALL FUNDS FOR THE MONTH OF DECEMBER 2017

Document Reference No: 2018-BA-0006510

Date and Time Uploaded: Thursday, January 25, 2018 9:03:05 AM

Uploaded By: Marissa RECEIVING

Routed To: BMB-A Elsa Abundo

CC:

Total no of pages received: 1 copy and 7 pages

The determination of the completeness of the documentary requirements submitted, if any, is subject to the evaluation of the technical person in charge.

This receipt is system generated and does not require signature.

Received by:



DOCUMENT
MANAGEMENT
SYSTEM



Republic of the Philippines
DEPARTMENT OF PUBLIC WORKS AND HIGHWAYS
CENTRAL OFFICE
Manila

January 22, 2018

SECRETARY BENJAMIN E. DIOKNO
Department of Budget and Management
Boncodin Hall, Gen. Solano St.
San Miguel, Manila

Attention: Director Carmencita P. Mahinay
Budget and Management Bureau for Economic Development Sector
(BMB-EDS)

Dear Secretary Diokno:

In compliance with the provision 4.8 of Joint Circular No. 2014-1 dated July 02, 2014, we are submitting the **Consolidated Monthly Report of Disbursements (MRD) – FAR No. 4** for All Funds for the month of December 2017.

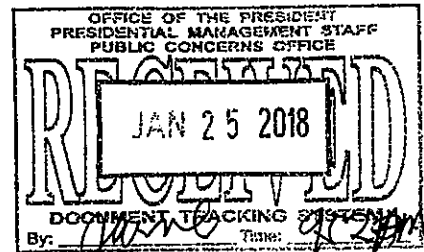
Please acknowledge receipt hereof.

Very truly yours,


ARDELIZA R. MEDENILLA, MNSA, CESO II
Undersecretary for Support Services

cc: - Presidential Management Staff (Office of the President)
Malacañang, Manila

8.1.2 FKK/JJC/MZP





Republic of the Philippines
DEPARTMENT OF PUBLIC WORKS AND HIGHWAYS
CENTRAL OFFICE
Manila

January 22, 2018

SECRETARY BENJAMIN E. DIOKNO
Department of Budget and Management
Boncodin Hall, Gen. Solano St.
San Miguel, Manila

Attention: Director Carmencita P. Mahinay
Budget and Management Bureau for Economic Development Sector
(BMB-EDS)

Dear Secretary Diokno:

In compliance with the provision 4.8 of Joint Circular No. 2014-1 dated July 02, 2014, we are submitting the **Consolidated Monthly Report of Disbursements (MRD) – FAR No. 4** for All Funds for the month of December 2017.

Please acknowledge receipt hereof.

Very truly yours,


ARDELIZA R. MEDENILLA, MNSA, CESO II
Undersecretary for Support Services  

cc: - Presidential Management Staff (Office of the President)
Malacañang, Manila

8.1.2 FRK/JJC/MZP 



Republic of the Philippines
DEPARTMENT OF PUBLIC WORKS AND HIGHWAYS
CENTRAL OFFICE
Manila

COA-DPWH-OSEC
MVUC Fund
Received by: Helen
Date: 1/24/18 1:21 pm

January 22, 2018

AUDITOR RENATO ROSALES

Supervising Auditor
Office of the Auditor
Commission on Audit - DPWH

Dear Auditor Rosales:

In compliance with the provision 4.8 of Joint Circular No. 2014-1 dated July 02, 2014, we are submitting the **Consolidated Monthly Report of Disbursements (MRD) – FAR No. 4** for All Funds for the month of December 2017.

Please acknowledge receipt hereof.

Very truly yours,


ARDELIZA R. MEDENILLA, MNSA, CESO II
Undersecretary for Support Services

8.1.2 FKK/JJC/MZP



Republic of the Philippines
DEPARTMENT OF PUBLIC WORKS AND HIGHWAYS
CENTRAL OFFICE
Manila

January 22, 2018

ASSISTANT COMMISSIONER LOURDES M. CASTILLO

Government Accountancy Sector
Commission on Audit
Commonwealth Avenue, Quezon City

Attention: MR. USMIN P. DIAMEL, DIRECTOR IV
Government Accountancy Office

7c 1/28/2018

Dear Assistant Commissioner Castillo:

In compliance with the provision 4.8 of Joint Circular No. 2014-1 dated July 02, 2014, we are submitting the **Consolidated Monthly Report of Disbursements (MRD) – FAR No. 4** for All Funds for the month of December 2017.

Please acknowledge receipt hereof.

Very truly yours,


ARDELIZA R. MEDENILLA, MNSA, CESO II
Undersecretary for Support Services

8.1.2 FKK/JJC/MZP

CONSOLIDATED MONTHLY REPORT OF DISBURSEMENT
For the month of December 2017

Department : **Department of Public Works and Highways**
 Agency : **National Government**
 Operating Unit : **Central Office**
 Organization Code (UACS) : **180010100000**
 Funding Source Code (as clustered) : **101101/101407 (Cluster 01)**


PARTICULARS	CURRENT YEAR BUDGET					PRIOR YEAR'S ACCOUNTS PAYABLE					PRIOR YEAR'S BUDGET			
	PS	MOOE	Fin. Exp.	CO	TOTAL	PS	MOOE	Fin. Exp.	CO	Sub-Total	PS	MOOE	Fin. Exp.	
	(1)	(2)	(3)	(4)	(5)	(6=2+3+4+5)	(7)	(8)	(9)	(10)	(11=7+8+9+10)	(12)	(13)	(14)
NOTICE OF CASH ALLOCATION														
MDS Checks Issued	39,990,901.55	11,595,555.93	-	232,246,200.65	283,832,658.13	-	-	-	55,633,318.22	55,633,318.22	-	-	-	5,061,302.37
Advice to Debit Account	78,207,624.43	29,382,482.14	-	224,643,856.59	332,233,963.16	-	2,771,933.08	-	183,693,648.88	186,465,581.96	-	-	-	10,782,974.96
Working Fund (NCA Issued to BTr)	-	-	-	-	-	-	-	-	-	-	-	-	-	-
Tax Remittance Advice Issued (TRA)	20,049,596.68	1,694,194.60	-	18,889,646.91	40,633,438.19	-	114,602.71	-	9,894,725.95	10,009,328.66	-	-	-	655,065.26
Cash Disbursement Ceiling (CDC)	-	-	-	-	-	-	-	-	-	-	-	-	-	-
Non-Cash Availment Authority (NCAA)	-	-	-	-	-	-	-	-	-	-	-	-	-	-
Others (CDT, BTr Docs Stamps, etc.)	-	-	-	-	-	-	-	-	-	-	-	-	-	-
TOTAL	138,248,122.66	42,672,232.67	-	475,779,704.15	656,700,059.48	-	2,886,535.79	-	249,221,693.05	252,108,228.84	-	-	-	16,499,342.59

SUMMARY:


	Previous Report (November 2017)	This Month (December 2017)	As of Date
Total Disbursement Authorities Received	141,862,718,400.77	33,193,879,024.55	175,056,597,425.32
NCA/NTA	141,512,569,692.37	33,130,582,414.00	174,643,152,106.37
NCA-forwarded from previous month	-	-	-
Working Fund	-	-	-
TRA	350,148,708.40	63,296,610.55	413,445,318.95
CDC	-	-	-
NCAA	-	-	-
Others (CDT, BTr, Docs Stamp, etc.)	-	-	-
Less: Notice of Transfer Allocations (NTA) Issued	(130,052,043,514.00)	(33,439,584,664.71)	(163,491,628,178.71)
Total Disbursements Authorities Available	11,810,674,886.77	(245,705,640.16)	11,564,969,246.61
Less: Lapsed NCA (Adjusted)	(5,359,805.89)	(2,383,052.03)	(7,742,857.92)
Disbursements * (Adj)	(10,329,701,607.49)	(1,227,524,781.20)	(11,557,226,388.69)
Balance of Disbursements Authorities as of to date	1,475,613,473.39	(1,475,613,473.39)	0.00

* Amounts should tally

Prepared by:


FARHA K. KARIM
 Accountant III
 07/19/18

Certified correct by:


MARY ANTOINETTE Z. PUNO
 Department Chief Accountant

Recommending approval by:


Date:

Date:

Date:

ACCOUNTS PAYABLE		TOTAL	SUB-TOTAL	TRUST LIABILITIES				TOTAL				REMARKS	
CO	Sub-Total			PS	MOOE	CO	TOTAL	PS	MOOE	Fin. Exp.	CO		TOTAL
(15)	(16=12+13+14+15)	(17=11+16)	(18=6+17)	(19)	(20)	(21)	22=19+20+21	(23)	(24)	(25)	(26)	(27=23+24+25+26)	(28)
89,589,447.28	94,650,749.65	150,284,067.87	434,116,726.00	-	-	-	-	39,990,901.55	16,656,858.30	-	377,468,966.15	434,116,726.00	
200,628,924.57	211,411,899.53	397,877,481.49	730,111,444.65	-	-	-	-	78,207,624.43	42,937,390.18	-	608,966,430.04	730,111,444.65	
-	-	-	-	-	-	-	-	-	-	-	-	-	
11,998,778.44	12,653,843.70	22,663,172.36	63,296,610.55	-	-	-	-	20,049,596.68	2,463,862.57	-	40,783,151.30	63,296,610.55	
-	-	-	-	-	-	-	-	-	-	-	-	-	
-	-	-	-	-	-	-	-	-	-	-	-	-	
-	-	-	-	-	-	-	-	-	-	-	-	-	
302,217,150.29	318,716,492.88	570,824,721.72	1,227,524,781.20	-	-	-	-	138,248,122.66	62,058,111.05	-	1,027,218,547.49	1,227,524,781.20	

	Previous Report (November 2017)	This Month (December 2017)	As of Date
Total Disbursement Program	139,443,431,000.00	33,180,547,000.00	172,623,978,000.00
Less: Actual Disbursements	(10,329,701,607.49)	(1,227,524,781.20)	(11,557,226,388.69)
	<u>129,113,729,392.51</u>	<u>31,953,022,218.80</u>	<u>161,066,751,611.31</u>
Less: Notice of Transfer Allocations (NTA) Issued (Over)/Under Spending			<u>(163,491,628,178.71)</u> <u>(2,424,876,567.40)</u>


MARICHU A. PALAFOX, CESO III
 Director IV, Finance Service

Approved by:


ARDELIZA R. MEDENILLA, MNSA, CESO II
 Undersecretary for Support Services

Date:

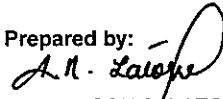
Department : DEPARTMENT OF PUBLIC WORKS AND HIGHWAYS
 Agency : DEPARTMENT OF PUBLIC WORKS AND HIGHWAYS
 Operating Unit : CENTRAL OFFICE
 Organizational Code (UACS) : 180010100000
 Funding Source Code (as clustered) : FUND 102 (F101151, F101152, F101163, F101167 AND F101168)
 (e.g. Old Fund Code: 101, 102, 151)



PARTICULARS	CURRENT YEAR BUDGET					PRIOR YEAR'S ACCOUNTS PAYABLE					PRIOR YEARS BU	
	PS	MOOE	Fin. Exp	CO	TOTAL	PS	MOOE	Fin. Exp	CO	Sub-Total	PS	MOOE
	2	3	4	5	6=(2+3+4+5)	7	8	9	10	11=(7+8+9+10)	12	13
Notice of Cash Allocation (NCA)												
MDS Checks Issued	-	-	-	7,061,275.59	7,061,275.59	-	-	-	96,544,184.60	96,544,184.60	-	-
Advice to Debit Account	-	-	-	9,104,657.99	9,104,657.99	-	-	-	105,875,150.99	105,875,150.99	-	-
Working fund (NCA Issued to BTr)	-	-	-	-	-	-	-	-	14,729,642.41	14,729,642.41	-	-
Tax Remittance Advices issued (TRA)	-	-	-	1,138,264.53	1,138,264.53	-	-	-	35,836,921.94	35,836,921.94	-	-
Cash Disbursement Ceiling (CDC)	-	-	-	-	-	-	-	-	-	-	-	-
Non-Cash Availment Authority (NCAA)	-	-	-	32,359,890.77	32,359,890.77	-	-	-	420,950,023.64	420,950,023.64	-	-
Others (CDT, BTr Docs Stamps, etc.)	-	-	-	-	-	-	-	-	-	-	-	-
TOTAL				49,664,088.88	49,664,088.88				673,935,923.58	673,935,923.58		

SUMMARY:

	Previous Report (NOVEMBER 2017)	This Month (DECEMBER 2017)	As of Date
Total Disbursement Authorities Received			
NCA	2,779,589,543.00	200,000,000.00	2,979,589,543.00
Working Fund	875,646,073.06	-	875,646,073.06
TRA	532,450,520.31	38,413,710.19	570,864,230.50
CDC	-	-	-
NCAA	7,614,561,732.46	453,309,914.41	8,067,871,646.87
Others (CDC,BTr, Docs Tamps,etc)	-	-	-
Less: Notice of transfer Allocations (NTA)* issued	(202,519,208.42)	(7,899,689.38)	(210,418,897.80)
Total Disbursements Authorities Available	11,599,728,660.41	683,823,935.22	12,283,552,595.63
Less: Lapsed NCA	(219,881,143.25)	(591,566.72)	(220,472,709.97)
Disbursements*	(11,238,921,335.18)	(746,797,232.81)	(11,985,718,567.99)
Add/ (Deduct) Adjustments	(38,577,686.22)	-	(38,577,686.22)
Balance of Disbursements Authorities as of Date	102,348,495.76	(63,564,864.31)	38,783,631.45

*Amounts should Tally

Prepared by:

 APRIL ROSE S/LATORRE
 Accountant II
 Date: January 19, 2018


Certified Correct by:

 MARY ANTOINETTE Z. PUNO
 Department Chief Accountant
 Date: 

BURSEMENT
IBER 2017

YEAR'S ACCOUNTS PAYABLE			TOTAL	SUB-TOTAL	TRUST LIABILITIES				GRAND TOTAL				REMARKS	
Exp	CO	Sub-Total			PS	MOOE	CO	TOTAL	PS	MOOE	Fin. Exp	CO		TOTAL
4	15	16=(12+13+14+15)	17=(11+16)	18=(6+17)	19	20	21	22=(19+20+21)	23	24	25	26	27=(23+24+25+26)	
-	6,768,725.85	6,768,725.85	103,312,910.45	110,374,186.04	-	-	-	-	-	-	-	110,374,186.04	110,374,186.04	
-	14,989,970.78	14,989,970.78	120,865,121.77	129,969,779.76	-	-	-	-	-	-	-	129,969,779.76	129,969,779.76	
-	-	-	14,729,642.41	14,729,642.41	-	-	-	-	-	-	-	14,729,642.41	14,729,642.41	
-	1,438,523.72	1,438,523.72	37,275,445.66	38,413,710.19	-	-	-	-	-	-	-	38,413,710.19	38,413,710.19	
-	-	-	-	-	-	-	-	-	-	-	-	-	-	
-	-	-	420,950,023.64	453,309,914.41	-	-	-	-	-	-	-	453,309,914.41	453,309,914.41	
-	-	-	-	-	-	-	-	-	-	-	-	-	-	
-	23,197,220.35	23,197,220.35	697,133,143.93	746,797,232.81	-	-	-	-	-	-	-	746,797,232.81	746,797,232.81	

	Previous Report (NOVEMBER 2017)	This month (DECEMBER 2017)	As of Date
Total Disbursement Program	7,030,000,543.00	525,273,000.00	7,555,273,543.00
Less: NTA Issued Ros/DEOs	(202,519,208.42)	(7,899,689.38)	(210,418,897.80)
Net Disbursement Program for CO	6,827,481,334.58	517,373,310.62	7,344,854,645.20
Less: *Actual Disbursement	(11,238,921,335.18)	(746,797,232.81)	(11,985,718,567.99)
(Over)/Under spending	(4,411,440,000.60)	(229,423,922.19)	(4,640,863,922.79)

Recommending Approval by:



MARICHU A. PALAFOX, CESO III
Director IV, FS
Date: _____

Approved By:



ARDELIZA R. MEDENILLA, MNSA, CESO II
Undersecretary for Support Services
Date: _____

Department : DEPARTMENT OF PUBLIC WORKS AND HIGHWAYS
 Agency : DEPARTMENT OF PUBLIC WORKS AND HIGHWAYS
 Operating Unit : CENTRAL OFFICE
 Organizational Code (UACS) : 180010100000
 Funding Source Code (as clustered) : FUND MVUC (F104358, F104359 & 104360)
 (e..g. Old Fund Code: 101, 102, 151)


PARTICULARS	CURRENT YEAR BUDGET					PRIOR YEARS BUDGET					
	PS	MOOE	Fin. Exp	CO	TOTAL	PRIOR YEAR'S ACCOUNTS PAYABLE					PS
						PS	MOOE	Fin. Exp	CO	Sub-Total	
1	2	3	4	5	6=(2+3+4+5)	7	8	9	10	11=(7+8+9+10)	12
Notice of Cash Allocation (NCA)					-						
MDS Checks Issued	-	-	-	-	-						
Advice to Debit Account	-	-	-	6,519,302.00	6,519,302.00				162,915,024.14	162,915,024.14	
Working fund (NCA Issued to BTr)	-	-	-	-	-						
Tax Remittance Advices Issued (TRA)	-	-	-	-	-				10,427,142.21	10,427,142.21	
Cash Disbursement Ceiling (CDC)	-	-	-	-	-						
Non-Cash Availment Authority (NCAA)	-	-	-	-	-						
Others (CDT, BTr Docs Stamps, etc.)	-	-	-	-	-						
TOTAL				6,519,302.00	6,519,302.00				173,342,166.35	173,342,166.35	

SUMMARY:


	Previous Report (NOVEMBER 2017)	This Month (DECEMBER 2017)	As of Date
Total Disbursement Authorities Received			
NCA	6,167,684,733.00	1,787,238,204.00	7,954,922,937.00
Working Fund	-	-	-
TRA	92,494,292.65	10,427,142.21	102,921,434.86
CDC	-	-	-
NCAA	-	-	-
Others (CDC,BTr, Docs Tamps,etc)	-	-	-
Less: Notice of transfer Allocations (NTA)* issued	(3,919,545,210.94)	(1,621,197,636.08)	(5,540,742,847.02)
Total Disbursements Authorities Available	2,340,633,814.71	176,467,710.13	2,517,101,524.84
Less: Lapsed NCA	(145,752,569.15)	(14,032,307.98)	(159,784,877.13)
Disbursements*	(2,177,455,179.36)	(179,861,468.35)	(2,357,316,647.71)
Balance of Disbursements Authorities as of to Date	17,426,066.20	(17,426,066.20)	-

*Amounts should Tally

Prepared by:


JACQUELINE TOLENTINO
 Accountant I
 Date: 01/19/2018

Certified Correct by:



MARY ANTONETTE Z. PUNO
 Department Chief Accountant
 Date: 01/19/2018

OF DISBURSEMENT
DECEMBER 2017

CURRENT YEAR'S ACCOUNTS PAYABLE			TOTAL	SUB-TOTAL	TRUST LIABILITIES				GRAND TOTAL				REMARKS	
Fin. Exp	CO	Sub-Total			PS	MOOE	CO	TOTAL	PS	MOOE	Fin. Exp	CO		TOTAL
14	15	16=(12+13+14+15)	17=(11+16)	18=(6+17)	19	20	21	22=(19+20+21)	23	24	25	26	27=(23+24+25+26)	
-	-	-	-	-	-	-	-	-	-	-	-	-	-	
-	-	-	162,915,024.14	169,434,326.14	-	-	-	-	-	-	-	169,434,326.14	169,434,326.14	
-	-	-	10,427,142.21	10,427,142.21	-	-	-	-	-	-	-	10,427,142.21	10,427,142.21	
-	-	-	-	-	-	-	-	-	-	-	-	-	-	
-	-	-	-	-	-	-	-	-	-	-	-	-	-	
-	-	-	173,342,166.35	179,861,468.35	-	-	-	-	-	-	-	179,861,468.35	179,861,468.35	

	Previous Report (NOVEMBER 2017)	This Month (DECEMBER 2017)	As of Date
Total Disbursement Program	6,321,123,732.59	1,807,530,204.00	8,128,653,936.59
Less: NTA Issued Ros/DEOs	<u>(3,919,545,210.94)</u>	<u>(1,621,197,636.08)</u>	<u>(5,540,742,847.02)</u>
Net Disbursement Program for CO	2,401,578,521.65	186,332,567.92	2,587,911,089.57
Less: *Actual Disbursement	<u>(2,177,455,179.36)</u>	<u>(179,861,468.35)</u>	<u>(2,357,316,647.71)</u>
(Over)/Under spending	<u>224,123,342.29</u>	<u>6,471,099.57</u>	<u>230,594,441.86</u>

Recommending Approval by:



MARICHU A. PALAFOX, CESO III
Director IV, FS
Date: _____

Approved By:



ARDELIZA R. MEDENILLA, MNSA, CESO II
Undersecretary for Support Services
Date: _____

MONTHLY REPORT OF
For the month of De

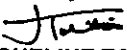
Department : DEPARTMENT OF PUBLIC WORKS AND HIGHWAYS
 Agency : DEPARTMENT OF PUBLIC WORKS AND HIGHWAYS
 Operating Unit : CENTRAL OFFICE
 Organizational Code (UACS) : 180010100000
 Funding Source Code (as clustered) : FUND 308601 - Trust Fund
 (e.g. Old Fund Code: 101, 102, 151)


PARTICULARS	CURRENT YEAR BUDGET					PRIOR YEARS BUDGET										
	PS	MOOE	Fin. Exp	CO	TOTAL	PRIOR YEAR'S ACCOUNTS PAYABLE					CURRENT YEAR'S ACCOUNTS PAYABLE					
						PS	MOOE	Fin. Exp	CO	Sub-Total	PS	MOOE	Fin. Exp	CO	16=	
1	2	3	4	5	6=(2+3+4+5)	7	8	9	10		12	13	14	15	16=	
Notice of Cash Allocation (NCA)																
MDS Checks Issued					-											
Advice to Debit Account					-											
Working fund (NCA issued to BTr)					-											
Tax Remittance Advices Issued (TRA)					-											
Cash Disbursement Ceiling (CDC)					-											
Non-Cash Availment Authority (NCAA)					-											
Others (CDT, BTr Docs Stamps, etc.)					-											
TOTAL					-											

SUMMARY:

	Previous Report (November 2017)	This Month (December 2017)	As of Date
Total Disbursement Authorities Received			
NCA	2,070,000,000.00	250,000,000.00	2,320,000,000.00
Working Fund			-
TRA			-
CDC			-
NCAA			-
Others (CDC,BTr, Docs Tamps,etc)			-
Less: Notice of transfer Allocations (NTA)* issued			
Funding Check Transfer to RO/OUs/NGAs	(2,017,184,708.44)	(278,695,253.60)	(2,295,879,962.04)
Adjustments			-
Total Disbursements Authorities Available	<u>52,815,291.56</u>	<u>(28,695,253.60)</u>	<u>24,120,037.96</u>
Less: Lapsed NCA			
Disbursements*	<u>(22,677,720.49)</u>	-	<u>(22,677,720.49)</u>
Balance of Disbursements Authorities as of to Date	<u>30,137,571.07</u>	<u>(30,137,571.07)</u>	<u>0.00</u>

Notes: The use of NTA is discourage
 *Amounts should Tally

Prepared by:

JACQUELINE TOLENTINO
 Accountant I
 Date: 01/19/2018

Certified Correct by:

MARY ANTOINETTE Z. PUNO
 Department Chief Accountant
 Date: 01/19/2018

To
 Le:
 (O)

DISBURSEMENT
November 2017

Total	TOTAL	SUB-TOTAL	TRUST LIABILITIES				GRAND TOTAL					REMARKS
			PS	MOOE	CO	TOTAL	PS	MOOE	Fin. Exp	CO	TOTAL	
+13+14+15)	17=(11+16)	18=(6+17)	19	20	21	22=(19+20+21)	23	24	25	26	27=(23+24+25+26)	
-	-	-	-	-	-	-	-	-	-	-	-	-
-	-	-	-	-	-	-	-	-	-	-	-	-
-	-	-	-	-	-	-	-	-	-	-	-	-
-	-	-	-	-	-	-	-	-	-	-	-	-
-	-	-	-	-	-	-	-	-	-	-	-	-

Previous Report
(November 2017)

This Month
(December 2017)

As of Date

Disbursement Program

*Actual Disbursement

)/Under spending

(22,677,720.49)

(22,677,720.49)

-

-

-

(22,677,720.49)

22,677,720.49

Recommending Approval by:

MARICHU A. PALAFOX

Director IV, FS

Date:

Approved by:

ARDELIZA R. MEDENILLA, MNSA, CESO II

Undersecretary for Support Services

Date:

Region XIII	3,299,699.10	2,243,377.81	-	93,517,599.70	99,060,676.61	74,728.22	-	43,816,148.86	43,890,877.08	-	71,652.98
NCAA				32,359,890.77	32,359,890.77			420,950,023.64	420,950,023.64		
Central Office				32,359,890.77	32,359,890.77			420,950,023.64	420,950,023.64		
NCR											
CAR											
NIR											
Region I											
Region II											
Region III											
Region IV-A											
Region IV-B											
Region V											
Region VI											
Region VII											
Region VIII											
Region IX											
Region X											
Region XI											
Region XII											
Region XIII											
TOTAL - CO/R O s	1,079,164,842.15	1,823,055,202.73		39,761,769,855.10	42,663,989,899.98			395,396,763.11	14,790,112,705.97	15,185,509,469.08	146,847,346.76
Central Office	138,248,122.66	42,672,232.67		531,820,164.31	712,740,519.64			2,886,535.79	1,096,499,782.98	1,099,386,318.77	16,499,342.59
NCR	46,633,461.08	150,460,858.15		3,452,211,835.83	3,649,306,155.06			303,254,367.68	1,064,480,034.80	1,367,734,402.48	10,323,832.06
CAR	62,274,689.89	90,106,107.96		1,818,042,145.70	1,970,422,943.55			5,317,197.45	927,712,931.11	933,030,128.56	7,327,783.47
NIR											
Region I	55,681,635.77	136,902,799.07		2,521,502,363.17	2,714,086,798.01			2,972,896.88	527,319,422.35	530,292,319.23	20,651,799.42
Region II	41,977,355.56	148,598,100.83		2,076,050,558.52	2,266,626,014.91			(17,477,743.46)	732,160,839.55	714,683,096.09	6,437,236.05
Region III	82,025,648.09	149,040,032.31		2,735,675,145.95	2,966,740,826.35			5,597,312.45	1,026,883,081.12	1,032,480,393.57	13,456,449.36
Region IV-A	55,767,969.08	168,511,406.94		3,137,473,282.86	3,361,752,658.88			11,600,191.13	1,560,884,763.07	1,572,484,954.20	6,526,954.92
Region IV-B	93,790,316.08	96,669,565.30		1,324,232,795.08	1,514,692,676.46			5,971,327.02	899,805,620.28	905,776,947.30	846,549.24
Region V	54,020,969.96	100,906,489.55		2,815,104,560.18	2,970,032,019.69			7,792,434.44	777,106,727.77	784,899,112.41	15,032,667.26
Region VI	85,460,465.89	215,374,159.95		2,299,649,406.08	2,600,484,031.92			1,396,424.78	1,457,228,947.88	1,458,625,372.66	15,144,266.62
Region VII	61,581,775.19	85,591,869.67		1,779,783,218.72	1,926,956,863.58			1,092,451,850.72	1,094,985,267.10	1,094,985,267.10	1,728,626.72
Region VIII	61,021,668.37	93,837,400.13		2,172,545,042.33	2,327,404,110.83			46,936,436.88	454,923,598.76	501,860,035.64	5,194,156.56
Region IX	57,879,421.08	43,411,446.98		1,270,411,217.73	1,371,702,085.79			8,162,729.59	620,864,060.50	629,026,790.09	1,510,982.14
Region X	48,444,326.27	86,617,362.83		2,533,986,783.59	2,669,048,472.69			3,276,041.02	773,726,225.55	777,004,266.57	13,407,837.30
Region XI	53,047,065.33	87,766,299.93		5,249,418,929.13	5,390,232,294.39				191,109,175.81	191,109,175.81	364,953.23
Region XII	39,497,685.61	63,244,633.28		1,358,788,129.14	1,461,530,448.03			2,957,125.13	763,286,207.78	766,243,332.91	10,213,879.55
Region XIII	41,812,266.24	63,344,437.18		2,685,074,276.78	2,790,230,980.20			2,220,069.95	823,667,435.94	825,887,505.89	2,228,030.27
TOTAL	1,079,164,842.15	1,823,055,202.73		39,761,769,855.10	42,663,989,899.98			395,396,763.11	14,790,112,705.97	15,185,509,469.08	146,847,346.76

SUMMARY:

	Previous Report (November 2017)	This Month (December 2017)	As of Date
Total Disbursement Authorities Received	366,164,803,918.75	92,133,215,197.59	579,018,531,177.36
NCA/NTA (Adj)	456,268,415,315.15	87,909,707,817.72	544,178,123,132.87
Trust Fund	1,020,000,000.00	-	1,020,000,000.00
Working Fund (Adj)	795,624,943.40	-	795,624,943.40
TRA (Adj)	21,186,713,988.76	3,770,197,465.46	24,956,911,454.22
CDC	-	-	-
NCAA	7,614,561,732.46	453,309,914.41	8,067,871,646.87
Others (CDT, BTr, Docs Stamp, etc.)	-	-	-
Less: Notice of Transfer Allocations (NTA) Issued (Adj)	(134,174,107,933.36)	(33,439,584,664.71)	(167,613,692,598.07)
Fund Transfers- Trust Account	(1,135,034,512.52)	(278,695,253.60)	(1,413,729,766.12)
Total Disbursements Authorities Available	351,576,173,533.89	58,414,935,279.28	409,991,108,813.17
Less: Lapsed NCA Disbursements (Adj)*	(2,633,721,314.49)	(837,991,460.62)	(3,471,712,775.11)
	(343,526,293,138.79)	(62,954,319,267.82)	(406,480,612,406.61)
Balance of Disbursements Authorities as of date	5,416,159,080.61	(5,377,375,449.16)	38,783,631.45

* Amounts should tally

Prepared by:

FARHA K. KARIM
Accountant III

07/22/18

Certified correct by:

MARY ANTOINETTE Z. PUNO
Department Chief Accountant

Date:


Recommending


Date:

Date:

6,842,921.10	6,914,574.08	50,805,451.16	149,866,127.77	-	-	-	-	3,299,699.10	2,389,759.01	-	-	144,176,669.66	149,866,127.77
-	-	420,950,023.64	453,309,914.41	-	-	-	-	-	-	-	-	453,309,914.41	453,309,914.41
-	-	420,950,023.64	453,309,914.41	-	-	-	-	-	-	-	-	453,309,914.41	453,309,914.41
-	-	-	-	-	-	-	-	-	-	-	-	-	-
-	-	-	-	-	-	-	-	-	-	-	-	-	-
-	-	-	-	-	-	-	-	-	-	-	-	-	-
-	-	-	-	-	-	-	-	-	-	-	-	-	-
-	-	-	-	-	-	-	-	-	-	-	-	-	-
-	-	-	-	-	-	-	-	-	-	-	-	-	-
-	-	-	-	-	-	-	-	-	-	-	-	-	-
-	-	-	-	-	-	-	-	-	-	-	-	-	-
-	-	-	-	-	-	-	-	-	-	-	-	-	-
-	-	-	-	-	-	-	-	-	-	-	-	-	-
-	-	-	-	-	-	-	-	-	-	-	-	-	-
-	-	-	-	-	-	-	-	-	-	-	-	-	-
-	-	-	-	-	-	-	-	-	-	-	-	-	-
-	-	-	-	-	-	-	-	-	-	-	-	-	-
-	-	-	-	-	-	-	-	-	-	-	-	-	-
-	-	-	-	-	-	-	-	-	-	-	-	-	-
-	-	-	-	-	-	-	-	-	-	-	-	-	-
4,791,827,155.72	4,938,674,502.48	20,124,183,971.56	62,788,173,871.54	8,695,345.29	44,471,053.99	112,978,997.00	166,145,396.28	1,087,860,187.44	2,409,770,366.59	-	-	59,456,688,713.79	62,954,319,267.82
325,379,862.13	341,879,204.72	1,441,265,523.49	2,154,006,043.13	-	-	-	-	138,248,122.66	62,058,111.05	-	-	1,953,699,809.42	2,154,006,043.13
666,508,008.44	676,831,840.50	2,044,566,242.98	5,693,872,398.04	-	-	-	-	46,633,461.08	464,039,057.89	-	-	5,183,199,879.07	5,693,872,398.04
299,410,200.72	306,737,984.19	1,239,768,112.75	3,210,191,056.30	-	-	-	-	62,274,689.89	102,751,088.88	-	-	3,045,165,277.53	3,210,191,056.30
-	-	-	-	-	-	-	-	-	-	-	-	-	-
105,425,518.09	126,029,317.51	656,321,636.74	3,370,408,434.75	-	-	-	-	55,681,635.77	160,479,495.37	-	-	3,154,247,303.61	3,370,408,434.75
117,325,290.67	123,762,526.72	838,445,622.81	3,105,071,637.72	-	-	3,433,208.12	3,433,208.12	41,977,355.56	137,557,593.42	-	-	2,928,969,896.86	3,108,504,845.84
418,589,886.68	432,046,336.04	1,464,526,729.61	4,431,267,555.96	2,373,588.73	-	17,049,029.76	19,422,598.49	84,399,216.82	168,093,794.12	-	-	4,198,197,143.51	4,450,690,154.45
135,304,123.11	141,831,078.03	1,714,316,032.23	5,076,068,691.11	1,897,715.07	-	33,195,714.45	35,093,429.52	57,665,684.15	186,638,552.99	-	-	4,866,857,883.49	5,111,162,120.63
65,992,895.27	66,839,444.51	972,616,391.81	2,487,309,068.27	-	-	-	-	93,790,316.08	103,487,441.56	-	-	2,290,031,310.63	2,487,309,068.27
494,556,328.19	509,588,995.45	1,294,488,157.66	4,264,520,177.35	-	601,984.60	261,214.37	863,198.97	54,020,969.96	124,333,576.85	-	-	4,087,028,830.51	4,265,383,376.32
436,070,591.46	451,214,858.08	1,909,840,230.74	4,510,324,262.66	333,913.00	-	8,016,400.68	8,350,313.68	85,794,378.89	231,914,851.35	-	-	4,200,965,346.10	4,518,674,576.34
83,819,398.38	85,548,025.10	1,180,533,292.20	3,107,490,155.78	-	-	-	-	61,581,775.19	89,853,912.77	-	-	2,956,054,467.82	3,107,490,155.78
613,286,072.68	618,480,229.24	1,120,340,264.88	3,447,744,375.71	1,852,158.98	196,882.78	38,394,902.09	40,443,943.85	62,873,827.35	146,164,876.35	-	-	3,279,149,615.86	3,488,188,319.56
169,991,070.52	171,502,052.66	800,528,842.75	2,172,230,928.54	827,739.03	-	-	-	58,707,160.11	53,085,158.71	-	-	2,061,266,348.75	2,173,058,667.57
180,832,707.71	194,240,545.01	971,244,811.58	3,640,293,284.27	-	-	-	-	48,444,326.27	103,301,241.15	-	-	3,488,547,716.85	3,640,293,284.27
510,295,262.12	510,660,215.35	701,769,391.16	6,092,001,685.55	220,537.50	43,672,186.61	5,683,771.55	49,776,495.66	53,267,602.83	131,803,439.77	-	-	5,956,707,138.61	6,141,778,181.21
85,804,392.79	96,018,272.34	862,261,605.25	2,323,792,053.28	-	-	-	-	39,497,685.61	76,415,637.96	-	-	2,207,878,729.71	2,323,792,053.28
83,235,546.76	85,463,577.03	911,351,082.92	3,701,582,063.12	1,189,712.98	-	6,744,755.98	7,934,468.96	43,001,979.22	67,792,537.40	-	-	3,598,722,015.46	3,709,516,532.08
4,791,827,155.72	4,938,674,502.48	20,124,183,971.56	62,788,173,871.54	8,695,345.29	44,471,053.99	112,978,997.00	166,145,396.28	1,087,860,187.44	2,409,770,366.59	-	-	59,456,688,713.79	62,954,319,267.82

	Previous Report (November 2017)	This Month (December 2017)	As of Date
Total Disbursement Program	340,838,257,275.59	53,757,213,204.00	394,595,470,479.59
Less: Actual Disbursements	343,526,293,138.79	62,954,319,267.82	406,480,612,406.61
(Over)/Under Spending	(2,688,035,863.20)	(9,197,106,063.82)	(11,885,141,927.02)

approval by: 
MARICHU A. PALAFOX, CESO III
 Director IV, Finance Service

Approved by: 
ARDELIZA R. MEDENILLA, MNSA, CESO II
 Undersecretary for Support Services

Date:



In following-up, pls. cite DMS ref #
2017-BA-0116326

REPUBLIC OF THE PHILIPPINES
DEPARTMENT OF BUDGET AND MANAGEMENT
GENERAL SOLANO STREET, SAN MIGUEL, MANILA

ACKNOWLEDGEMENT RECEIPT

The **DEPARTMENT OF BUDGET AND MANAGEMENT** hereby acknowledges the receipt of your letter/request which has been uploaded to the DBM-Document Management System and routed to the appropriate office/s with the following information:

Sender: DPWH-CO - PERSONAL DELIVERY

Document Title: DPWH-CO-SUBMISSION OF CONSOLIDATED MONTHLY REPORT OF DISBURSEMENT (MRD) FAR 4 FOR ALL FUNDS FOR THE MONTH OF NOVEMBER 2017

Document Reference No: 2017-BA-0116326

Date and Time Uploaded: Friday, December 22, 2017 2:36:47 PM

Uploaded By: Edward

Routed To: BMB-A Elsa Abundo

CC:

Total no of pages received: 1 copy and 7 pages

The determination of the completeness of the documentary requirements submitted, if any, is subject to the evaluation of the technical person in charge.

This receipt is system generated and does not require signature.

Received by:



DOCUMENT
MANAGEMENT
SYSTEM



Republic of the Philippines
DEPARTMENT OF PUBLIC WORKS AND HIGHWAYS
CENTRAL OFFICE
Manila

December 20, 2017

SECRETARY BENJAMIN E. DIOKNO
Department of Budget and Management
Boncodin Hall, Gen. Solano St.
San Miguel, Manila


Attention: Director Carmencita P. Mahinay
Budget and Management Bureau for Economic Development Sector
(BMB-EDS)

Dear Secretary Diokno:

In compliance with the provision 4.8 of Joint Circular No. 2014-1 dated July 02, 2014, we are submitting the **Consolidated Monthly Report of Disbursements (MRD) – FAR No. 4** for All Funds for the month of November 2017.

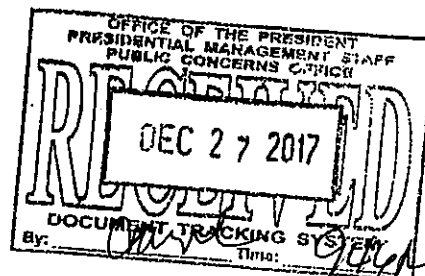
Please acknowledge receipt hereof.

Very truly yours,


ARDELIZA R. MEDENILLA, MNSA, CESO II
Undersecretary for Support Services

cc: - Presidential Management Staff (Office of the President)
Malacañang, Manila

8.1.2 FKK/JJC/MZP





Republic of the Philippines
DEPARTMENT OF PUBLIC WORKS AND HIGHWAYS
CENTRAL OFFICE
Manila

December 20, 2017

SECRETARY BENJAMIN E. DIOKNO
Department of Budget and Management
Boncodin Hall, Gen. Solano St.
San Miguel, Manila



Attention: Director Carmencita P. Mahinay
Budget and Management Bureau for Economic Development Sector
(BMB-EDS)

Dear Secretary Diokno:


In compliance with the provision 4.8 of Joint Circular No. 2014-1 dated July 02, 2014, we are submitting the **Consolidated Monthly Report of Disbursements (MRD) – FAR No. 4** for All Funds for the month of November 2017.

Please acknowledge receipt hereof.

Very truly yours,


ARDELIZA R. MEDENILLA, MNSA, CESO II
Undersecretary for Support Services 

cc: - Presidential Management Staff (Office of the President)
Malacañang, Manila


8.1.2 FKK/JJC/MZP

CONSOLIDATED MONTHLY REPORT OF DISBURSEMENT
For the month of November 2017

Department : Department of Public Works and Highways
 Agency : National Government
 Operating Unit : Central Office
 Organization Code (UACS) : 180010100000
 Funding Source Code (as clustered) : 101101/101407 (Cluster 01)

PARTICULARS	CURRENT YEAR BUDGET					PRIOR YEAR'S ACCOUNTS PAYABLE					PRIOR YEAR'S BUDGET			
	PS	MOOE	Fin. Exp.	CO	TOTAL	PS	MOOE	Fin. Exp.	CO	Sub-Total	PS	MOOE	Fin. Exp.	
	(1)	(2)	(3)	(4)	(5)	(6=2+3+4+5)	(7)	(8)	(9)	(10)	(11=7+8+9+10)	(12)	(13)	(14)
NOTICE OF CASH ALLOCATION														
MDS Checks Issued	10,679,135.96	7,445,971.63	-	34,327,328.49	52,452,436.08	-	92,705.90	-	218,613,188.53	218,705,894.43	-	6,514,066.66	-	
Advice to Debit Account	128,990,200.50	11,451,863.45	-	94,478,006.80	234,920,070.75	-	3,317,373.55	-	1,885,415,270.49	1,888,732,644.04	-	2,679,359.99	-	
Working Fund (NCA Issued to BTr)	-	-	-	-	-	-	-	-	-	-	-	-	-	
Tax Remittance Advice Issued (TRA)	12,005,389.43	203,990.93	-	1,390,377.26	13,599,757.62	-	36,809.79	-	22,711,740.27	22,748,550.06	-	99,237.59	-	
Cash Disbursement Ceiling (CDC)	-	-	-	-	-	-	-	-	-	-	-	-	-	
Non-Cash Availment Authority (NCAA)	-	-	-	-	-	-	-	-	-	-	-	-	-	
Others (CDT, BTr Docs Stamps, etc.)	-	-	-	-	-	-	-	-	-	-	-	-	-	
TOTAL	151,674,725.89	19,101,826.01	-	130,195,712.55	300,972,264.45	-	3,446,889.24	-	2,126,740,199.29	2,130,187,088.53	-	9,292,664.24	-	

SUMMARY:

	Previous Report (October 2017)	This Month (November 2017)	As of Date
Total Disbursement Authorities Received	117,349,100,539.58	24,512,076,012.82	141,861,176,552.40
NCA/NTA	117,036,447,844.00	24,474,580,000.00	141,511,027,844.00
NCA-forwarded from previous month	-	-	-
Working Fund	-	-	-
TRA	312,652,695.58	37,496,012.82	350,148,708.40
CDC	-	-	-
NCAA	-	-	-
Others (CDT, BTr, Docs Stamp, etc.)	-	-	-
Less: Notice of Transfer Allocations (NTA) Issued	(109,552,408,362.80)	(20,499,635,151.20)	(130,052,043,514.00)
Total Disbursements Authorities Available	7,796,692,176.78	4,012,440,861.62	11,809,133,038.40
Less: Lapsed NCA (Adjusted)	(5,359,805.89)	-	(5,359,805.89)
Disbursements * (Adj)	(7,789,769,767.20)	(2,538,631,111.58)	(10,328,400,878.78)
Balance of Disbursements Authorities as of to date	1,562,603.69	1,473,809,750.04	1,475,372,353.73

* Amounts should tally

Prepared by:


FARHA K. KARIM
 Accountant III

Date:

12/19/17

Certified correct by:


MARY ANTOINETTE Z. PUNO
 Department Chief Accountant

Date:

1

Recommending approval by:

Date:

COUNTS PAYABLE			SUB-TOTAL	TRUST LIABILITIES				TOTAL					REMARKS
CO	Sub-Total	TOTAL		PS	MOOE	CO	TOTAL	PS	MOOE	Fin. Exp.	CO	TOTAL	
(15)	(16=12+13+14+15)	(17=11+16)	(18=6+17)	(19)	(20)	(21)	22=19+20+21	(23)	(24)	(25)	(26)	(27=23+24+25+26)	(28)
23,275,353.23	29,789,419.89	248,495,314.32	300,947,750.40	-	-	-	-	10,679,135.96	14,052,744.19	-	276,215,870.25	300,947,750.40	
73,855,273.58	76,534,633.57	1,965,267,277.61	2,200,187,348.36	-	-	-	-	128,990,200.50	17,448,596.99	-	2,053,748,550.87	2,200,187,348.36	
-	-	-	-	-	-	-	-	-	-	-	-	-	
1,048,467.55	1,147,705.14	23,896,255.20	37,496,012.82	-	-	-	-	12,005,389.43	340,038.31	-	25,150,585.08	37,496,012.82	
-	-	-	-	-	-	-	-	-	-	-	-	-	
-	-	-	-	-	-	-	-	-	-	-	-	-	
-	-	-	-	-	-	-	-	-	-	-	-	-	
98,179,094.36	107,471,758.60	2,237,658,847.13	2,538,631,111.58	-	-	-	-	151,674,725.89	31,841,379.49	-	2,355,115,006.20	2,538,631,111.58	

	Previous Report (October 2017)	This Month (November 2017)	As of Date
Total Disbursement Program	117,318,631,000.00	22,124,800,000.00	139,443,431,000.00
Less: Actual Disbursements	(7,789,635,908.69)	(2,538,631,111.58)	(10,328,267,020.27)
	<u>109,528,995,091.31</u>	<u>19,586,168,888.42</u>	<u>129,115,163,979.73</u>
Less: Notice of Transfer Allocations (NTA) Issued (Over)/Under Spending			<u>(130,052,043,514.00)</u> <u>(936,879,534.27)</u>



MARICHU A. PALAFOX, CESO III
Director IV, Finance Service

Approved by:



ARDELIZA R. MEDENILLA, MNSA, CESO II
Undersecretary for Support Services

Date:



Department : DEPARTMENT OF PUBLIC WORKS AND HIGHWAYS
 Agency : DEPARTMENT OF PUBLIC WORKS AND HIGHWAYS
 Operating Unit : CENTRAL OFFICE
 Organizational Code (UACS) : 180010100000
 Funding Source Code (as clustered) : FUND 102 (F101151, F101152, F101163, F101167 AND F101168)
 (e.g. Old Fund Code: 101, 102, 151)

PARTICULARS	CURRENT YEAR BUDGET					PRIOR YEAR'S ACCOUNTS PAYABLE					PRIOR YEARS BUDGET	
	PS	MOOE	Fin. Exp	CO	TOTAL	PS	MOOE	Fin. Exp	CO	Sub-Total	PS	MOOE
	2	3	4	5	6=(2+3+4+5)	7	8	9	10	11=(7+8+9+10)	12	13
Notice of Cash Allocation (NCA)												
MDS Checks Issued	-	-	-	38,239,733.79	38,239,733.79	-	-	-	230,316,392.26	230,316,392.26	-	-
Advice to Debit Account	-	-	-	309,865.84	309,865.84	-	-	-	204,462,180.25	204,462,180.25	-	-
Working fund (NCA Issued to BTr)	-	-	-	-	-	-	-	-	-	-	-	-
Tax Remittance Advices Issued (TRA)	-	-	-	12,462.38	12,462.38	-	-	-	30,562,833.93	30,562,833.93	-	-
Cash Disbursement Ceiling (CDC)	-	-	-	-	-	-	-	-	-	-	-	-
Non-Cash Availment Authority (NCAA)	-	-	-	56,027,735.48	56,027,735.48	-	-	-	401,960,891.80	401,960,891.80	-	-
Others (CDT, BTr Docs Stamps, etc.)	-	-	-	-	-	-	-	-	-	-	-	-
TOTAL				94,589,797.49	94,589,797.49				867,302,298.24	867,302,298.24		

SUMMARY:

	Previous Report (OCTOBER 2017)	This Month (NOVEMBER 2017)	As of Date
Total Disbursement Authorities Received			
NCA	2,229,589,543.00	550,000,000.00	2,779,589,543.00
Working Fund	875,646,073.06	-	875,646,073.06
TRA	499,738,155.47	32,712,364.84	532,450,520.31
CDC	-	-	-
NCAA	6,932,854,908.03	681,706,824.43	7,614,561,732.46
Others (CDC, BTr, Docs Tamps, etc)	-	-	-
Less: Notice of transfer Allocations (NTA)* issued	(198,028,820.30)	(4,490,388.12)	(202,519,208.42)
Total Disbursements Authorities Available	10,339,799,859.26	1,259,928,801.15	11,599,728,660.41
Less: Lapsed NCA	(219,881,143.25)	-	(219,881,143.25)
Disbursements*	(10,004,164,422.04)	(1,234,756,913.14)	(11,238,921,335.18)
Add/ (Deduct) Adjustments	(38,603,886.22)	26,200.00	(38,577,686.22)
Balance of Disbursements Authorities as of Date	<u>77,150,407.75</u>	<u>25,198,088.01</u>	<u>102,348,495.76</u>

*Amounts should Tally

Prepared by:

A.R. Latorre
 APRIL ROSE S. LATORRE

Accountant II

Date: Dec. 20, 2017

Certified Correct by:

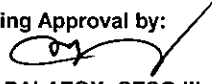
Mary Antoinette Z. Puno
 MARY ANTOINETTE Z. PUNO


Department Chief Accountant

Date: _____

DEPARTMENT'S ACCOUNTS PAYABLE			TOTAL	SUB-TOTAL	TRUST LIABILITIES				GRAND TOTAL				REMARKS	
Exp	CO	Sub-Total			PS	MOOE	CO	TOTAL	PS	MOOE	Fin. Exp	CO		TOTAL
	15	16=(12+13+14+15)	17=(11+16)	18=(6+17)	19	20	21	22=(19+20+21)	23	24	25	26	27=(23+24+25+26)	
	19,761,804.11	19,761,804.11	250,078,196.37	288,317,930.16	-	-	-	-	-	-	-	288,317,930.16	288,317,930.16	
	23,071,315.13	23,071,315.13	227,533,495.38	227,843,361.22	-	-	-	-	-	-	-	227,843,361.22	227,843,361.22	
	4,176,432.49	4,176,432.49	4,176,432.49	4,176,432.49	-	-	-	-	-	-	-	4,176,432.49	4,176,432.49	
	2,137,068.53	2,137,068.53	32,699,902.46	32,712,364.84	-	-	-	-	-	-	-	32,712,364.84	32,712,364.84	
	-	-	-	-	-	-	-	-	-	-	-	-	-	
	223,718,197.15	223,718,197.15	625,679,088.95	681,706,824.43	-	-	-	-	-	-	-	681,706,824.43	681,706,824.43	
	-	-	-	-	-	-	-	-	-	-	-	-	-	
	272,864,817.41	272,864,817.41	1,140,167,115.65	1,234,756,913.14	-	-	-	-	-	-	-	1,234,756,913.14	1,234,756,913.14	

	Previous Report (OCTOBER 2017)	This month (NOVEMBER 2017)	As of Date
Total Disbursement Program	6,041,625,543.00	988,375,000.00	7,030,000,543.00
Less: NTA Issued Ros/DEOs	(198,028,820.30)	(4,490,388.12)	(202,519,208.42)
Net Disbursement Program for CO	5,843,596,722.70	983,884,611.88	6,827,481,334.58
Less: *Actual Disbursement	(10,004,164,422.04)	(1,234,756,913.14)	(11,238,921,335.18)
(Over)/Under spending	(4,160,567,699.34)	(250,872,301.26)	(4,411,440,000.60)

Recommending Approval by:

MARICHU A. PALAFOX, CESO III
 Director IV, FS
 Date: _____

Approved By:

ARDELIZA R. MEDENILLA, MNSA, CESO II
 Undersecretary for Support Services
 Date: _____

NET DISBURSEMENT
NOVEMBER 2017

CURRENT YEAR'S ACCOUNTS PAYABLE			TOTAL	SUB-TOTAL	TRUST LIABILITIES				GRAND TOTAL				REMARKS	
Fin. Exp	CO	Sub-Total			PS	MOOE	CO	TOTAL	PS	MOOE	Fin. Exp	CO		TOTAL
14	15	16=(12+13+14+15)	17=(11+16)	18=(6+17)	19	20	21	22=(19+20+21)	23	24	25	26	27=(23+24+25+26)	
-	-	-	-	-	-	-	-	-	-	-	-	-	-	
-	-	-	61,293,828.18	93,294,752.87	-	-	-	-	-	-	-	93,294,752.87	93,294,752.87	
-	-	-	3,601,587.42	3,601,587.42	-	-	-	-	-	-	-	3,601,587.42	3,601,587.42	
-	-	-	-	-	-	-	-	-	-	-	-	-	-	
-	-	-	-	-	-	-	-	-	-	-	-	-	-	
-	-	-	64,895,415.60	96,896,340.29	-	-	-	-	-	-	-	96,896,340.29	96,896,340.29	

	Previous Report (OCTOBER 2017)	This Month (NOVEMBER 2017)	As of Date
Total Disbursement Program	5,713,643,732.59	607,480,000.00	6,321,123,732.59
Less: NTA Issued Ros/DEOs	(3,422,781,358.35)	(496,763,852.59)	(3,919,545,210.94)
Net Disbursement Program for CO	2,290,862,374.24	110,716,147.41	2,401,578,521.65
Less: *Actual Disbursement (Over)/Under spending	(2,080,558,839.07)	(96,896,340.29)	(2,177,455,179.36)
	<u>210,303,535.17</u>	<u>13,819,807.12</u>	<u>224,123,342.29</u>

Recommending Approval by:



MARICHU A. PALAFOX, CESO III
Director IV, FS
Date: _____

Approved By:



ARDELIZA R. MEDENILLA, MNSA, CESO II
Undersecretary for Support Services
Date: _____

Department : DEPARTMENT OF PUBLIC WORKS AND HIGHWAYS
 Agency : DEPARTMENT OF PUBLIC WORKS AND HIGHWAYS
 Operating Unit : CENTRAL OFFICE
 Organizational Code (UACS) : 180010100000
 Funding Source Code (as clustered) : FUND 308601 - Trust Fund
 (e.g. Old Fund Code: 101, 102, 151)

PARTICULARS	CURRENT YEAR BUDGET					PRIOR YEARS BUDGET										
	PS	MOOE	Fin. Exp	CO	TOTAL	PRIOR YEAR'S ACCOUNTS PAYABLE					CURRENT YEAR'S ACCOUNTS PAYABLE					
						PS	MOOE	in. Exp	CO	Sub-Total	PS	MOOE	Fin. Exp	CO	Sub-Total	
1	2	3	4	5	6=(2+3+4+5)	7	8	9	10		12	13	14	15	16=(12+13+14+15)	
Notice of Cash Allocation (NCA)																
MDS Checks Issued					-											
Advice to Debit Account					-											
Working fund (NCA Issued to BTr)					-											
Tax Remittance Advices Issued (TRA)					-											
Cash Disbursement Ceiling (CDC)					-											
Non-Cash Availment Authority (NCAA)					-											
Others (CDT, BTr Docs Stamps, etc.)					-											
TOTAL					-											

SUMMARY:

	Previous Report (October 2017)	This Month (November 2017)	As of Date	Total Less (Over)
Total Disbursement Authorities Received				
NCA	1,120,000,000.00	950,000,000.00	2,070,000,000.00	
Working Fund			-	
TRA			-	
CDC			-	
NCAA			-	
Others (CDC,BTr, Docs Tamps,etc)			-	
Less: Notice of transfer Allocations (NTA)* issued				
Funding Check Transfer to RO/OU/NGAs	(1,097,529,562.49)	(919,655,145.95)	(2,017,184,708.44)	
Adjustments	-	-	-	
Total Disbursements Authorities Available	<u>22,470,437.51</u>	<u>30,344,854.05</u>	<u>52,815,291.56</u>	
Less: Lapsed NCA				
Disbursements*	(22,382,451.38)	(295,269.11)	(22,677,720.49)	
Balance of Disbursements Authorities as of to Date	<u>87,986.13</u>	<u>30,049,584.94</u>	<u>30,137,571.07</u>	

Notes: The use of NTA is discourage
*Amounts should Tally

Prepared by:


JACQUELINE TOLENTINO

Accountant I
Date: Dec. 18, 2017

Certified Correct by:


MARY ANTONETTE Z. PUNO

Department Chief Accountant
Date: 

BURSEMENT
ber 2017

Total 13+14+ 5)	TOTAL 17=(11+16)	SUB-TOTAL 18=(6+17)	TRUST LIABILITIES				GRAND TOTAL					REMARKS	
			PS 19	MOOE 20	CO 21	TOTAL 22=(19+20+21)	PS 23	MOOE 24	Fin. Exp 25	CO 26	TOTAL 27=(23+24+25+26)		
-	-	-		295,269.11		295,269.11		295,269.11		-		295,269.11	
-	-	-				-		-		-		-	
-	-	-				-		-		-		-	
-	-	-				-		-		-		-	
-	-	-				-		-		-		-	
-	-	-	-	295,269.11	-	295,269.11	-	295,269.11	-	-	-	295,269.11	

Previous Report
(October 2017)

This Month
(November 2017)

As of Date

Disbursement Program
*Actual Disbursement
/Under spending

(22,382,451.38)
(22,382,451.38)

(295,269.11)
295,269.11

(22,677,720.49)
22,677,720.49

Recommending Approval by:


MARICHU A. PALAFOX

Director IV, FS
Date:

Approved by:


ARDELIZA R. MEDENILLA, MNSA, CESO II

Undersecretary for Support Services
Date:

ACCOUNTS PAYABLE				TRUST LIABILITIES				TOTAL				REMARKS	
CO	Sub-Total	TOTAL	SUB-TOTAL	PS	MOOE	CO	TOTAL	PS	MOOE	Fin. Exp.	CO	TOTAL	
(15)	(16=12+13+14+15)	(17=11+16)	(18=6+17)	(19)	(20)	(21)	(22=19+20+21)	(23)	(24)	(25)	(26)	(27=23+24+25+26)	(28)
2,780,990,785.89	2,843,559,722.18	13,974,182,193.83	35,995,810,346.04	9,281,269.39	2,787,353.24	42,547,013.32	54,615,635.95	1,116,034,034.06	1,024,690,731.92	-	33,909,701,216.01	36,050,425,981.99	
(90,443,135.86)	(81,168,713.55)	647,060,501.49	1,828,351,533.14	5,780,282.29	2,137,363.60	17,053,151.66	24,970,797.55	228,668,445.94	112,239,927.55	-	1,512,413,957.20	1,853,322,330.69	
43,037,157.34	49,551,224.00	498,573,510.69	589,265,680.56	-	-	295,269.11	295,269.11	10,679,135.96	14,052,744.19	-	564,829,069.52	589,560,949.67	
985,935.70	1,242,901.54	2,122,399.33	22,743,243.45	-	-	-	-	9,084,547.47	10,308,220.04	-	3,350,475.94	22,743,243.45	
672,257.45	675,211.47	5,951,465.57	23,745,708.34	-	-	-	-	11,834,774.50	2,062,323.09	-	9,848,610.75	23,745,708.34	
765,108.87	899,974.94	899,974.94	21,360,026.51	-	-	-	-	8,331,066.07	9,535,209.12	-	3,493,751.32	21,360,026.51	
1,141,329.65	1,207,235.39	1,581,863.94	8,442,050.07	141,760.55	-	39,082.55	180,843.10	3,981,310.21	1,592,216.81	-	3,049,366.15	8,622,893.17	
4,038,215.72	4,396,667.18	6,022,120.34	45,440,891.76	479,876.45	-	1,441,304.30	1,921,180.75	9,161,823.29	3,569,216.61	-	34,631,032.61	47,362,072.51	
781,236.34	784,834.18	103,333,680.08	126,271,473.86	2,494,816.25	1,117,179.19	40,538.00	3,652,533.44	16,678,911.29	6,918,476.79	-	106,326,619.22	129,924,007.30	
178,421.13	178,421.13	327,849.78	8,807,042.84	-	-	-	-	5,628,433.17	2,003,771.60	-	1,174,838.07	8,807,042.84	
931,416.25	1,157,582.17	2,118,764.38	62,892,410.48	-	-	440,082.17	440,082.17	20,814,722.66	5,533,992.56	-	36,983,777.43	63,332,492.65	
34,402,509.03	35,603,198.61	70,110,420.35	183,853,906.83	-	-	-	-	10,761,374.94	7,304,050.40	-	165,788,481.49	183,853,906.83	
17,005,400.89	17,365,903.59	73,617,791.24	203,406,558.89	-	-	-	-	30,672,603.37	22,773,926.99	-	149,960,028.53	203,406,558.89	
5,163,216.12	5,328,156.18	6,903,620.67	80,924,681.63	1,716,001.67	190,877.27	41,180.47	1,948,059.41	46,404,099.65	13,039,720.09	-	23,428,921.30	82,872,741.04	
2,765,322.59	2,770,010.16	3,537,404.81	9,884,369.95	245,811.87	-	-	245,811.87	4,462,585.02	712,714.64	-	4,954,882.16	10,130,181.82	
120,938.90	120,938.90	5,991,505.91	26,278,158.29	-	-	-	-	10,541,510.68	5,521,978.12	-	10,214,669.49	26,278,158.29	
2,413,340.99	2,413,940.99	2,413,940.99	43,770,271.30	285,984.75	829,307.14	14,755,695.06	15,870,986.95	8,028,219.79	1,862,880.56	-	49,750,157.90	59,641,258.25	
(208,913,792.64)	(208,964,904.42)	(141,363,198.31)	351,384,464.30	-	-	-	-	13,848,979.12	1,550,602.83	-	335,984,882.35	351,384,464.30	
4,068,849.81	4,099,990.44	4,917,386.78	19,880,594.08	416,030.75	-	-	416,030.75	7,754,346.75	3,897,883.11	-	8,644,392.97	20,296,624.83	
2,871,433,921.75	2,924,728,435.73	13,327,121,692.34	34,167,458,812.90	3,500,987.10	649,989.64	25,493,861.66	29,644,838.40	887,365,588.12	912,450,804.37	-	32,397,287,258.81	34,197,103,651.30	
96,926,588.71	99,605,948.70	2,254,094,601.17	2,521,325,462.45	-	-	-	-	128,990,200.50	17,448,596.99	-	2,374,886,664.96	2,521,325,462.45	
237,218,764.50	238,196,058.87	599,779,132.58	1,669,671,642.91	-	-	-	-	44,156,004.17	57,441,834.25	-	1,568,073,804.49	1,669,671,642.91	
120,421,389.96	123,682,781.72	551,793,109.47	1,751,544,098.41	-	-	-	-	48,419,008.40	80,882,795.55	-	1,622,242,294.46	1,751,544,098.41	
103,411,167.94	103,877,040.83	457,791,385.91	1,742,985,739.50	-	-	-	-	47,854,089.57	39,071,869.46	-	1,656,059,780.47	1,742,985,739.50	
110,318,544.99	114,267,767.79	321,899,547.53	1,587,880,754.94	513,000.00	-	-	513,000.00	53,530,628.27	61,744,438.30	-	1,473,118,688.37	1,588,393,754.94	
318,827,057.05	323,630,341.57	1,045,474,647.02	2,315,260,784.78	304,743.38	-	-	304,743.38	68,375,402.09	57,806,191.76	-	2,189,383,934.31	2,315,565,528.16	
110,475,865.78	116,170,262.22	1,345,171,400.46	3,463,942,985.41	1,272,682.35	-	5,397,895.40	6,670,577.75	57,704,841.23	76,418,555.70	-	3,336,490,166.23	3,470,613,563.16	
52,696,468.26	54,747,336.41	567,382,580.81	1,316,692,768.23	-	-	-	-	47,525,331.44	44,619,358.99	-	1,224,548,078.20	1,316,692,768.23	
671,580,703.06	680,084,031.12	1,341,476,450.24	2,569,304,622.54	278,021.04	-	-	278,021.04	59,334,389.99	45,693,320.37	-	2,464,554,933.22	2,569,582,643.58	
196,677,607.31	198,517,375.74	1,170,347,213.80	2,344,681,919.30	-	-	456,293.33	456,293.33	62,523,748.41	89,054,925.05	-	2,193,559,539.17	2,345,138,212.63	
46,182,049.15	46,680,122.85	428,291,809.65	898,019,156.06	-	-	2,000.00	2,000.00	37,471,062.79	34,305,329.40	-	826,244,763.87	898,021,156.06	
309,122,068.68	310,976,826.57	654,653,867.14	2,201,476,834.68	556,638.86	649,989.64	19,637,672.93	20,844,301.43	25,255,662.11	67,557,672.04	-	1,802,990,734.00	1,876,546,623.57	
310,747,516.17	311,309,073.08	745,277,097.47	1,875,970,722.10	575,901.47	-	-	575,901.47	44,113,415.85	29,442,473.72	-	2,345,050,256.08	2,439,740,052.39	
104,614,976.76	106,549,824.46	638,286,385.14	2,439,740,052.39	-	-	-	1,710,346,017.87	48,360,820.59	46,328,975.72	-	2,350,744,307.78	2,463,634,077.67	
195,612,671.96	204,367,130.52	271,045,143.68	2,463,634,077.67	-	-	-	-	42,431,998.41	70,457,771.48	-	1,262,154,909.46	1,345,279,293.84	
(155,732,602.78)	(154,436,456.38)	294,714,477.23	1,345,279,293.84	-	-	-	-	30,763,751.44	52,360,632.94	-	1,577,676,601.78	1,660,047,897.69	
42,333,084.25	46,502,969.66	639,642,842.04	1,660,047,897.69	-	-	-	-	40,555,232.86	41,816,063.05	-	4,176,432.49	4,176,432.49	
4,176,432.49	4,176,432.49	4,176,432.49	4,176,432.49	-	-	-	-	-	-	-	-	-	
4,176,432.49	4,176,432.49	4,176,432.49	4,176,432.49	-	-	-	-	-	-	-	-	-	
154,562,203.39	158,524,323.95	757,494,858.16	2,162,972,439.11	550,150.05	178,305.59	1,838,244.78	2,566,700.42	74,668,513.25	55,307,361.60	-	2,035,563,264.68	2,165,539,139.53	
3,185,536.08	3,284,773.67	60,197,745.08	73,809,965.08	-	-	-	-	12,005,389.43	340,038.31	-	61,464,537.34	73,809,965.08	
15,653,386.97	15,673,627.53	38,810,523.43	112,047,534.34	-	-	-	-	3,359,711.78	3,941,204.34	-	104,746,618.22	112,047,534.34	
7,285,018.91	7,414,675.76	45,374,059.85	108,344,165.71	-	-	-	-	5,913,687.88	5,281,117.85	-	97,149,359.98	108,344,165.71	
5,982,215.91	6,009,887.40	26,878,963.10	117,993,002.54	-	-	-	-	3,599,221.68	2,018,450.76	-	112,375,330.10	117,993,002.54	
1,777,889.97	2,060,718.83	23,891,110.39	106,258,181.95	-	-	-	-	3,486,517.55	3,756,980.52	-	99,014,683.88	106,258,181.95	
17,759,610.89	18,074,546.56	57,314,198.60	139,042,601.40	120,216.62	-	-	120,216.62	4,767,389.28	3,477,661.75	-	130,917,766.99	139,162,818.02	
7,185,812.53	7,538,820.30	87,813,086.11	241,380,434.09	318,300.72	122,293.05	540,622.05	981,215.82	5,337,998.10	4,730,342.52	-	232,293,309.29	242,361,649.91	
4,174,212.03	4,331,156.65	38,161,053.79	100,517,364.75	-	-	-	-	3,396,036.50	2,773,976.03	-	94,347,352.22	100,517,364.75	
23,655,556.11	24,173,889.15	69,549,641.76	168,566,703.83	14,632.71	-	-	14,632.71	4,299,216.35	2,887,843.84	-	161,394,276.35	168,581,336.54	
17,084,033.21	17,470,654.65	95,157,777.24	180,714,915.39	-	-	39,302.67	39,302.67	4,768,457.16	5,804,726.00	-	170,181,034.90	180,754,218.06	
3,333,615.65	3,361,669.72	31,334,550.55	80,019,064.87	-	-	-	-	4,387,432.64	3,970,297.84	-	71,661,334.39	80,019,064.87	
18,884,860.98	19,018,274.38	36,731,919.05	142,237,800.08	-	-	-	-	4,580,235.63	3,731,793.81	-	133,925,770.64	142,237,800.08	
2,710,006.93	2,743,417.52	29,291,142.23	97,654,330.80	-	-	-	-	2,892,593.16	1,030,315.16	-	93,731,422.48	97,654,330.80	
6,483,468.76	6,831,268.38	41,031,066.41	167,847,086.44	-	-	-	-	2,776,312.53	2,588,839.28	-	162,481,934.63	167,847,086.44	
13,029,780.44	13,608,993.99	17,505,335.62	159,025,300.49	97,000.00	56,012.54	1,258,320.06	1,411,332.60	3,410,912.47	3,899,277.17	-	153,126,443.45	160,436,633.09	

Region XII	2,566,118.41	2,463,314.83	44,015,276.15	49,044,709.39	231,919.44	36,119,293.06	36,351,212.50	258,136.40
Region XIII	3,121,282.70	1,732,769.16	55,162,541.15	60,016,593.01	95,741.55	15,077,781.44	15,173,522.99	292,615.04
NCAA			56,027,735.48	56,027,735.48		401,960,891.80	401,960,891.80	
Central Office			56,027,735.48	56,027,735.48		401,960,891.80	401,960,891.80	
NCR								
CAR								
NIR								
Region I								
Region II								
Region III								
Region IV-A								
Region IV-B								
Region V								
Region VI								
Region VII								
Region VIII								
Region IX								
Region X								
Region XI								
Region XII								
Region XIII								
TOTAL - CO/R O s	1,180,871,127.87	952,639,906.55	21,349,622,434.22	23,483,133,468.64	57,861,471.29	12,073,692,426.37	12,131,553,897.66	66,531,056.85
Central Office	151,674,725.89	19,101,826.01	256,786,434.73	427,562,986.63	3,446,889.24	3,058,937,913.13	3,062,384,802.37	9,292,654.24
NCR	56,600,263.42	69,297,896.52	1,037,852,205.42	1,163,750,365.36	1,138,861.34	384,460,606.06	385,599,467.40	1,254,500.77
CAR	66,167,470.78	73,740,246.75	1,140,607,620.04	1,280,515,337.57	11,091,987.11	460,253,978.83	471,345,965.94	3,394,002.63
NIR								628,410.45
Region I	59,784,377.32	49,078,910.43	1,287,905,156.85	1,396,768,444.60	918,208.46	373,865,212.32	374,783,420.78	4,297,957.40
Region II	60,343,895.48	60,994,311.76	1,233,870,457.86	1,355,208,465.10	1,801,366.47	228,035,433.98	229,836,799.85	5,476,671.65
Region III	81,399,778.21	57,828,397.74	1,251,705,136.03	1,390,933,311.98	761,161,409.92	761,161,409.92	762,709,410.65	6,051,002.05
Region IV-A	75,635,951.30	68,514,352.09	2,151,126,423.32	2,295,276,726.71	12,262,548.63	1,399,561,701.32	1,411,824,249.95	2,207,812.77
Region IV-B	56,549,801.11	46,944,664.18	716,651,226.15	820,145,691.44	244,629.27	546,369,940.92	546,614,570.19	9,247,827.02
Region V	84,155,675.25	41,200,595.68	1,262,262,609.54	1,387,618,880.47	3,666,734.07	704,062,619.87	707,729,353.94	3,427,079.45
Region VI	78,053,580.51	96,244,963.19	1,199,336,786.43	1,373,635,330.13	2,491,658.81	1,081,532,523.58	1,084,024,182.39	886,630.47
Region VII	72,531,098.80	55,892,766.45	519,776,763.13	648,200,628.38	4,270,157.31	461,566,297.97	465,836,455.28	2,153,111.35
Region VIII	73,967,356.86	76,943,678.86	1,575,438,873.81	1,726,349,909.53	4,391,528.82	358,574,620.91	362,966,149.73	599,655.07
Region IX	50,646,880.69	28,724,785.00	1,126,032,112.65	1,205,403,778.34	1,861,063.45	459,422,080.30	461,283,143.75	2,282,647.32
Region X	61,678,643.80	50,397,864.09	1,836,479,830.77	1,948,556,338.66	1,759,281.71	570,047,645.01	571,806,926.72	9,334,272.11
Region XI	53,488,145.92	64,848,244.21	2,257,128,839.04	2,375,465,229.17	1,152,093.21	69,422,261.58	70,574,354.79	1,503,171.02
Region XII	47,178,848.97	52,470,316.71	1,492,708,022.93	1,592,357,188.61	2,891,118.71	550,212,733.51	553,103,852.22	4,493,641.08
Region XIII	51,014,833.56	40,416,086.88	1,003,953,935.52	1,095,384,855.96	2,925,343.95	606,205,447.76	609,130,791.71	
TOTAL	1,180,871,127.87	952,639,906.55	21,349,622,434.22	23,483,133,468.64	57,861,471.29	12,073,692,426.37	12,131,553,897.66	66,531,056.85

SUMMARY:

	Previous Report (October 2017)	This Month (November 2017)	As of Date
Total Disbursement Authorities Received	366,164,803,918.75	66,426,415,600.82	489,331,146,249.77
NCA/NTA (Adj)	395,135,075,948.29	63,579,169,636.86	458,714,245,585.15
Trust Fund	1,020,000,000.00	-	1,020,000,000.00
Working Fund (Adj)	795,624,943.40	-	795,624,943.40
TRA (Adj)	19,021,174,849.23	2,165,539,139.53	21,186,713,988.76
CDC	-	-	-
NCAA	6,932,854,908.03	681,706,824.43	7,614,561,732.46
Others (CDT, BTr, Docs Stamp, etc.)	(113,173,218,541.45)	(21,000,889,391.91)	(134,174,107,933.36)
Less: Notice of Transfer Allocations (NTA) Issued (Adj)	(1,097,529,562.49)	(37,504,950.03)	(1,135,034,512.52)
Fund Transfers- Trust Account	308,633,982,545.01	45,388,021,258.88	354,022,003,803.89
Total Disbursements Authorities Available	(2,633,721,314.49)	-	(2,633,721,314.49)
Less: Lapsed NCA Disbursements (Adj)*	(304,624,707,579.61)	(38,901,848,378.44)	(343,526,555,958.05)
	1,375,553,650.91	6,486,172,880.44	7,861,726,531.35

Balance of Disbursements Authorities as of date

* Amounts should tally

Prepared by:

[Signature]
FARHA K. KARIM
 Accountant III
 12/20/19

Certified correct by:

[Signature]
MARY ANTONETTE Z. PUNO
 Department Chief Accountant
 Date: _____

Date:

Recommended

Date:



In following-up, pls. cite DMS ref #

2017-BA-0108847

REPUBLIC OF THE PHILIPPINES
DEPARTMENT OF BUDGET AND MANAGEMENT
GENERAL SOLANO STREET, SAN MIGUEL, MANILA

ACKNOWLEDGEMENT RECEIPT

The **DEPARTMENT OF BUDGET AND MANAGEMENT** hereby acknowledges the receipt of your letter/request which has been uploaded to the DBM-Document Management System and routed to the appropriate office/s with the following information:

Sender: DPWH - CO - PERSONAL DELIVERY

Document Title: DPWH-CO-CONSOLIDATED MONTHLY REPORT OF DISBURSEMENTS (MRD) - FAR NO. 4 FOR ALL FUNDS FOR THE MONTH OF OCTOBER 2017

Document Reference No: 2017-BA-0108847

Date and Time Uploaded: Friday, December 01, 2017 9:57:22 AM

Uploaded By: RECEIVING Isay

Routed To: BMB-A Elsa Abundo


CC:

Total no of pages received: 1 copy and 7 pages

The determination of the completeness of the documentary requirements submitted, if any, is subject to the evaluation of the technical person in charge.

This receipt is system generated and does not require signature.

Received by:



DOCUMENT
MANAGEMENT
SYSTEM



Republic of the Philippines
DEPARTMENT OF PUBLIC WORKS AND HIGHWAYS
CENTRAL OFFICE
Manila

November 28, 2017

SECRETARY BENJAMIN E. DIOKNO
Department of Budget and Management
Boncodin Hall, Gen. Solano St.
San Miguel, Manila

Attention: Director Carmencita P. Mahinay
Budget and Management Bureau for Economic Development Sector
(BMB-EDS)

Dear Secretary Diokno:

In compliance with the provision 4.8 of Joint Circular No. 2014-1 dated July 02, 2014, we are submitting the **Consolidated Monthly Report of Disbursements (MRD) – FAR No. 4** for All Funds for the month of October 2017.

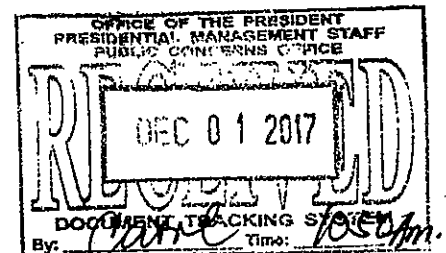
Please acknowledge receipt hereof.

Very truly yours,


ARDELIZA R. MEDENILLA, MNSA, CESO II
Undersecretary for Support Services

cc: - Presidential Management Staff (Office of the President)
Malacañang, Manila

8.1.2 FKK/JJC/MZP





Republic of the Philippines
DEPARTMENT OF PUBLIC WORKS AND HIGHWAYS
CENTRAL OFFICE
Manila

November 28, 2017

SECRETARY BENJAMIN E. DIOKNO
Department of Budget and Management
Boncodin Hall, Gen. Solano St.
San Miguel, Manila

Attention: Director Carmencita P. Mahinay
Budget and Management Bureau for Economic Development Sector
(BMB-EDS)

Dear Secretary Diokno:


In compliance with the provision 4.8 of Joint Circular No. 2014-1 dated July 02, 2014, we are submitting the **Consolidated Monthly Report of Disbursements (MRD) – FAR No. 4** for All Funds for the month of October 2017.

Please acknowledge receipt hereof.

Very truly yours,


ARDELIZA R. MEDENILLA, MNSA, CESO II
Undersecretary for Support Services 

cc: - Presidential Management Staff (Office of the President)
Malacañang, Manila


8.1.2 FKK/JJC/MZP



Republic of the Philippines
DEPARTMENT OF PUBLIC WORKS AND HIGHWAYS
CENTRAL OFFICE
Manila

November 28, 2017

AUDITOR RENATO ROSALES
Supervising Auditor
Office of the Auditor
Commission on Audit - DPWH

COA-DPWH (OSEC) FAPs/Other Funds
RECEIVED BY: <u>Aiza</u>
Date & Time: <u>11.29.17 3:10</u>

Dear Auditor Rosales:

In compliance with the provision 4.8 of Joint Circular No. 2014-1 dated July 02, 2014, we are submitting the **Consolidated Monthly Report of Disbursements (MRD) – FAR No. 4** for All Funds for the month of October 2017.

Please acknowledge receipt hereof.

Very truly yours,


ARDELIZA R. MEDENILLA, MNSA, CESO II
Undersecretary for Support Services

8.1.2 FKK/JJC/MZP



Republic of the Philippines
DEPARTMENT OF PUBLIC WORKS AND HIGHWAYS
CENTRAL OFFICE
Manila

November 28, 2017

ASSISTANT COMMISSIONER LOURDES M. CASTILLO

Government Accountancy Sector
Commission on Audit
Commonwealth Avenue, Quezon City


Attention: MR. USMIN P. DIAMEL, DIRECTOR IV
Government Accountancy Office

Dear Assistant Commissioner Castillo:

In compliance with the provision 4.8 of Joint Circular No. 2014-1 dated July 02, 2014, we are submitting the **Consolidated Monthly Report of Disbursements (MRD) – FAR No. 4** for All Funds for the month of October 2017.

Please acknowledge receipt hereof.

Very truly yours,


ARDELIZA R. MEDENILLA, MNSA, CESO II
Undersecretary for Support Services

8.1.2 FKK/JJC/MZP



3:10 PM

CONSOLIDATED MONTHLY REPORT OF DISBURSEMENT
For the month of October 2017


Department : Department of Public Works and Highways
 Agency : National Government
 Operating Unit : Central Office
 Organization Code (UACS) : 180010100000
 Funding Source Code (as clustered) : 101101/101407 (Cluster 01)


PARTICULARS	CURRENT YEAR BUDGET					PRIOR YEAR'S ACCOUNTS PAYABLE					PRIOR YEAR'S BUDGET		
	PS	MOOE	Fin. Exp.	CO	TOTAL	PS	MOOE	Fin. Exp.	CO	Sub-Total	PS	MOOE	Fin. Exp.
	(2)	(3)	(4)	(5)	(6=2+3+4+5)	(7)	(8)	(9)	(10)	(11=7+8+9+10)	(12)	(13)	(14)
NOTICE OF CASH ALLOCATION													
MDS Checks Issued	23,487,359.11	5,859,300.32	-	214,762,476.95	244,109,136.38	-	1,286,928.41	-	73,765,646.98	75,052,575.39	-	1,311,635.50	-
Advice to Debit Account	47,774,213.03	24,804,199.34	-	282,371,479.59	354,949,891.96	-	3,985,180.43	-	165,407,708.22	169,392,888.65	-	3,305,705.99	-
Working Fund (NCA Issued to BTr)	-	-	-	-	-	-	-	-	-	-	-	-	-
Tax Remittance Advice Issued (TRA)	12,482,942.43	1,265,358.77	-	20,514,710.35	34,263,011.55	-	217,558.64	-	9,869,718.29	10,087,276.93	-	190,539.03	-
Cash Disbursement Ceiling (CDC)	-	-	-	-	-	-	-	-	-	-	-	-	-
Non-Cash Availment Authority (NCAA)	-	-	-	-	-	-	-	-	-	-	-	-	-
Others (CDT, BTr Docs Stamps, etc.)	-	-	-	-	-	-	-	-	-	-	-	-	-
TOTAL	83,744,514.57	31,928,858.43	-	517,648,666.89	633,322,039.89	-	5,489,667.48	-	249,043,073.49	254,532,740.97	-	4,807,880.52	-

SUMMARY:

	Previous Report (September 2017)	This Month (October 2017)	As of Date
Total Disbursement Authorities Received	99,319,056,023.40	18,030,045,516.18	117,349,100,539.58
NCA/NTA	99,056,670,846.00	17,979,776,998.00	117,036,447,844.00
NCA-forwarded from previous month	-	-	-
Working Fund	-	-	-
TRA	262,384,177.40	50,268,518.18	312,652,695.58
CDC	-	-	-
NCAA	-	-	-
Others (CDT, BTr, Docs Stamp, etc.)	-	-	-
Less: Notice of Transfer Allocations (NTA) Issued	(92,561,115,204.07)	(16,991,293,158.73)	(109,552,408,362.80)
Total Disbursements Authorities Available	6,757,939,819.33	1,038,752,357.45	7,796,692,176.78
Less: Lapsed NCA (Adjusted)	(5,359,805.89)	-	(5,359,805.89)
Disbursements * (Adj)	(6,752,446,154.93)	(1,037,189,753.76)	(7,789,635,908.69)
Balance of Disbursements Authorities as of to date	133,858.51	1,562,603.69	1,696,462.20

* Amounts should tally

Prepared by: 
 FARHA K. KARIM
 Accountant III

Certified correct by: 
 MARY ANTOINETTE Z. PUNO
 Department Chief Accountant

Recommending approval by: _____
 Date: _____


Date: _____


Date: _____

NTS

COUNTS PAYABLE			SUB-TOTAL	TRUST LIABILITIES				TOTAL				REMARKS	
CO	Sub-Total	TOTAL		PS	MOOE	CO	TOTAL	PS	MOOE	Fin. Exp.	CO		TOTAL
(15)	(16=12+13+14+15)	(17=11+16)	(18=6+17)	(19)	(20)	(21)	22=19+20+21	(23)	(24)	(25)	(26)	(27=23+24+25+26)	(28)
14,073,835.18	15,385,470.68	90,438,046.07	334,547,182.45	-	-	-	-	23,487,359.11	8,457,864.23	-	302,601,959.11	334,547,182.45	
124,725,566.53	128,031,272.52	297,424,161.17	652,374,053.13	-	-	-	-	47,774,213.03	32,095,085.76	-	572,504,754.34	652,374,053.13	
5,727,690.67	5,918,229.70	16,005,506.63	50,268,518.18	-	-	-	-	12,482,942.43	1,673,456.44	-	36,112,119.31	50,268,518.18	
-	-	-	-	-	-	-	-	-	-	-	-	-	
-	-	-	-	-	-	-	-	-	-	-	-	-	
-	-	-	-	-	-	-	-	-	-	-	-	-	
144,527,092.38	149,334,972.90	403,867,713.87	1,037,189,753.76	-	-	-	-	83,744,514.57	42,226,406.43	-	911,218,832.76	1,037,189,753.76	

	Previous Report (September 2017)	This Month (October 2017)	As of Date
Total Disbursement Program	99,300,725,000.00	18,017,906,000.00	117,318,631,000.00
Less: Actual Disbursements	(6,752,446,154.93)	(1,037,189,753.76)	(7,789,635,908.69)
	<u>92,548,278,845.07</u>	<u>16,980,716,246.24</u>	<u>109,528,995,091.31</u>
Less: Notice of Transfer Allocations (NTA) Issued (Over)/Under Spending			<u>(109,552,408,362.80)</u> <u>(23,413,271.49)</u>


MARICHU A. PALAFOX, CESO III
 Director IV, Finance Service

Approved by: 
ARDELIZA R. MEDENILLA, MNSA, CESO II
 Undersecretary for Support Services

Date: _____

Department : DEPARTMENT OF PUBLIC WORKS AND HIGHWAYS
 Agency : DEPARTMENT OF PUBLIC WORKS AND HIGHWAYS
 Operating Unit : CENTRAL OFFICE
 Organizational Code (UACS) : 180010100000
 Funding Source Code (as clustered) : FUND 102 (F101151, F101152, F101163, F101167 AND F101168)
 (e.g. Old Fund Code: 101, 102, 151)

PARTICULARS	CURRENT YEAR BUDGET					PRIOR YEAR'S ACCOUNTS PAYABLE					PRIOR YEARS BL	
	PS	MOOE	Fin. Exp	CO	TOTAL	PS	MOOE	Fin. Exp	CO	Sub-Total	PS	MOOE
	2	3	4	5	6=(2+3+4+5)	7	8	9	10	11=(7+8+9+10)	12	13
Notice of Cash Allocation (NCA)												
MDS Checks Issued	-	-	-	2,371,475.16	2,371,475.16	-	-	-	154,806.25	154,806.25	-	-
Advice to Debit Account	-	-	-	209,490.33	209,490.33	-	-	-	79,530,364.60	79,530,364.60	-	-
Working fund (NCA issued to BTr)	-	-	-	-	-	-	-	-	25,826,605.48	25,826,605.48	-	-
Tax Remittance Advices Issued (TRA)	-	-	-	1,766,148.85	1,766,148.85	-	-	-	35,857,886.69	35,857,886.69	-	-
Cash Disbursement Ceiling (CDC)	-	-	-	-	-	-	-	-	-	-	-	-
Non-Cash Availment Authority (NCAA)	-	-	-	89,510,288.42	89,510,288.42	-	-	-	548,308,969.59	548,308,969.59	-	-
Others (CDT, BTr Docs Stamps, etc.)	-	-	-	-	-	-	-	-	-	-	-	-
TOTAL				93,857,402.76	93,857,402.76				689,678,632.61	689,678,632.61		

SUMMARY:

	Previous Report (SEPTEMBER 2017)	This Month (OCTOBER 2017)	As of Date
Total Disbursement Authorities Received			
NCA	2,079,589,543.00	150,000,000.00	2,229,589,543.00
Working Fund	875,646,073.06	-	875,646,073.06
TRA	461,064,674.15	38,673,481.32	499,738,155.47
CDC	-	-	-
NCAA	6,241,064,133.06	691,790,774.97	6,932,854,908.03
Others (CDC,BTr, Docs Tamps,etc)	-	-	-
Less: Notice of transfer Allocations (NTA)* issued	(184,135,837.65)	(13,892,982.65)	(198,028,820.30)
Total Disbursements Authorities Available	9,473,228,585.62	866,571,273.64	10,339,799,859.26
Less: Lapsed NCA	(219,881,143.25)	-	(219,881,143.25)
Disbursements*	(9,131,227,244.32)	(872,937,177.72)	(10,004,164,422.04)
Add/ (Deduct) Adjustments	(38,443,303.51)	(160,582.71)	(38,603,886.22)
Balance of Disbursements Authorities as of Date	83,676,894.54	(6,526,486.79)	77,150,407.75

*Amounts should Tally

Prepared by:

A.R. Latorre
APRIL ROSE S. LATORRE

Accountant II

Date: November 27, 2017

Certified Correct by:

MARY ANTOINETE Z. PUNO
MARY ANTOINETE Z. PUNO

Department Chief Accountant

Date:

DISBURSEMENT
REPORT 2017

YEAR'S ACCOUNTS PAYABLE			TOTAL	SUB-TOTAL	TRUST LIABILITIES				GRAND TOTAL				REMARKS	
Exp	CO	Sub-Total			PS	MOOE	CO	TOTAL	PS	MOOE	Fin. Exp	CO		TOTAL
14	15	16=(12+13+14+15)	17=(11+16)	18=(6+17)	19	20	21	22=(19+20+21)	23	24	25	26	27=(23+24+25+26)	
-	27,307,868.71	27,307,868.71	27,462,674.96	29,834,150.12	-	-	-	-	-	-	-	29,834,150.12	29,834,150.12	
-	7,072,310.90	7,072,310.90	86,602,675.50	86,812,165.83	-	-	-	-	-	-	-	86,812,165.83	86,812,165.83	
-	-	-	25,826,605.48	25,826,605.48	-	-	-	-	-	-	-	25,826,605.48	25,826,605.48	
-	1,049,445.78	1,049,445.78	36,907,332.47	38,673,481.32	-	-	-	-	-	-	-	38,673,481.32	38,673,481.32	
-	-	-	-	-	-	-	-	-	-	-	-	-	-	
-	53,971,516.96	53,971,516.96	602,280,486.55	691,790,774.97	-	-	-	-	-	-	-	691,790,774.97	691,790,774.97	
-	-	-	-	-	-	-	-	-	-	-	-	-	-	
	89,401,142.35	89,401,142.35	779,079,774.96	872,937,177.72	-	-	-	-	-	-	-	872,937,177.72	872,937,177.72	

	Previous Report (SEPTEMBER 2017)	This month (OCTOBER 2017)	As of Date
Total Disbursement Program	5,532,059,543.00	509,566,000.00	6,041,625,543.00
Less: NTA Issued Ros/DEOs	(184,135,837.65)	(13,892,982.65)	(198,028,820.30)
Net Disbursement Program for CO	5,347,923,705.35	495,673,017.35	5,843,596,722.70
Less: *Actual Disbursement	(9,131,227,244.32)	(872,937,177.72)	(10,004,164,422.04)
(Over)/Under spending	<u>(3,783,303,538.97)</u>	<u>(377,264,160.37)</u>	<u>(4,160,567,699.34)</u>

Recommending Approval by:



MARICHU A. PALAFOX, CESO III
Director IV, FS
Date: _____

Approved By:



ARDELIZA R. MEDENILLA, MNSA, CESO II
Undersecretary for Support Services
Date: _____

MONTHLY REPORT
For the month of

Department : DEPARTMENT OF PUBLIC WORKS AND HIGHWAYS
 Agency : DEPARTMENT OF PUBLIC WORKS AND HIGHWAYS
 Operating Unit : CENTRAL OFFICE
 Organizational Code (UACS) : 180010100000
 Funding Source Code (as clustered) : FUND MVUC (F104358, F104359 & 104360)
 (e..g. Old Fund Code: 101, 102, 151)

PARTICULARS	CURRENT YEAR BUDGET					PRIOR YEARS BUDGET						
	PS	MOOE	Fin. Exp	CO	TOTAL	PRIOR YEAR'S ACCOUNTS PAYABLE				CURR		
						PS	MOOE	Fin. Exp	CO	Sub-Total	PS	MOOE
1	2	3	4	5	6=(2+3+4+5)	7	8	9	10	11=(7+8+9+10)	12	13
Notice of Cash Allocation (NCA)					-					-		
MDS Checks Issued	-	-	-	310,850,000.00	310,850,000.00	-	-	-	-	-	-	-
Advice to Debit Account	-	-	-	-	-	-	-	-	281,992,213.22	281,992,213.22	-	-
Working fund (NCA Issued to BTr)	-	-	-	-	-	-	-	-	-	-	-	-
Tax Remittance Advices Issued (TRA)	-	-	-	-	-	-	-	-	14,990,021.72	14,990,021.72	-	-
Cash Disbursement Ceiling (CDC)	-	-	-	-	-	-	-	-	-	-	-	-
Non-Cash Availment Authority (NCAA)	-	-	-	-	-	-	-	-	-	-	-	-
Others (CDT, BTr Docs Stamps, etc.)	-	-	-	-	-	-	-	-	-	-	-	-
TOTAL				310,850,000.00	310,850,000.00				296,982,234.94	296,982,234.94		

SUMMARY:

	Previous Report (SEPTEMBER 2017)	This Month (OCTOBER 2017)	As of Date
Total Disbursement Authorities Received			
NCA	4,353,791,056.00	1,223,893,677.00	5,577,684,733.00
Working Fund	-	-	-
TRA	73,902,683.51	14,990,021.72	88,892,705.23
CDC	-	-	-
NCAA	-	-	-
Others (CDC,BTr, Docs Tamps,etc)	-	-	-
Less: Notice of transfer Allocations (NTA)* issued	(2,809,214,566.23)	(613,566,792.12)	(3,422,781,358.35)
Total Disbursements Authorities Available	1,618,479,173.28	625,316,906.60	2,243,796,079.88
Less: Lapsed NCA	(145,752,569.15)	-	(145,752,569.15)
Disbursements*	(1,472,726,604.13)	(607,832,234.94)	(2,080,558,839.07)
Balance of Disbursements Authorities as of to Date	-	17,484,671.66	17,484,671.66

*Amounts should Tally

Prepared by:

J. Tolentino
 JACQUELINE TOLENTINO
 Accountant I
 Date: Nov. 27, 2017

Certified Correct by:


M. Punongbaza
 MARY ANTOINETTE Z. PUNO
 Department Chief Accountant
 Date: _____

NET DISBURSEMENT
OCTOBER 2017

CURRENT YEAR'S ACCOUNTS PAYABLE			TOTAL	SUB-TOTAL	TRUST LIABILITIES				GRAND TOTAL				REMARKS	
Fin. Exp	CO	Sub-Total			PS	MOOE	CO	TOTAL	PS	MOOE	Fin. Exp	CO		TOTAL
14	15	16=(12+13+14+15)	17=(11+16)	18=(6+17)	19	20	21	22=(19+20+21)	23	24	25	26	27=(23+24+25+26)	
-	-	-	-	-	-	-	-	-	-	-	-	-	-	-
-	-	-	281,992,213.22	310,850,000.00	-	-	-	-	-	-	-	310,850,000.00	310,850,000.00	-
-	-	-	14,990,021.72	14,990,021.72	-	-	-	-	-	-	-	14,990,021.72	14,990,021.72	-
-	-	-	-	-	-	-	-	-	-	-	-	-	-	-
-	-	-	-	-	-	-	-	-	-	-	-	-	-	-
-	-	-	296,982,234.94	607,832,234.94	-	-	-	-	-	-	-	607,832,234.94	607,832,234.94	-

	Previous Report (SEPTEMBER 2017)	This Month (OCTOBER 2017)	As of Date
Total Disbursement Program	4,474,650,055.59	1,238,993,677.00	5,713,643,732.59
Less: NTA Issued Ros/DEOs	(2,809,214,566.23)	(613,566,792.12)	(3,422,781,358.35)
Net Disbursement Program for CO	1,665,435,489.36	625,426,884.88	2,290,862,374.24
Less: *Actual Disbursement	(1,472,726,604.13)	(607,832,234.94)	(2,080,558,839.07)
(Over)/Under spending	192,708,885.23	17,594,649.94	210,303,535.17

Recommending Approval by:



MARICHU A. PALAFOX, CESO III
Director IV, FS
Date: _____

Approved By:



ARDELIZA R. MEDENILLA, MNSA, CESO II
Undersecretary for Support Services
Date: _____

MONTHLY REPORT OF
For the month of

Department : DEPARTMENT OF PUBLIC WORKS AND HIGHWAYS
 Agency : DEPARTMENT OF PUBLIC WORKS AND HIGHWAYS
 Operating Unit : CENTRAL OFFICE
 Organizational Code (UACS) : 180010100000
 Funding Source Code (as clustered) : FUND 308601 - Trust Fund
 (e.g. Old Fund Code: 101, 102, 151)

PARTICULARS	CURRENT YEAR BUDGET					PRIOR YEARS BUDGET										
	PS	MOOE	Fin. Exp	CO	TOTAL	PRIOR YEAR'S ACCOUNTS PAYABLE					CURRENT YEAR'S ACCOUNTS PAYABLE					
						PS	MOOE	Fin. Exp	CO	Sub-Total	PS	MOOE	Fin. Exp	CO		
1	2	3	4	5	6=(2+3+4+5)	7	8	9	10		12	13	14	15	16	
Notice of Cash Allocation (NCA)																
MDS Checks Issued					-					-						
Advice to Debit Account					-					-						
Working fund (NCA Issued to BTr)					-					-						
Tax Remittance Advices Issued (TRA)					-					-						
Cash Disbursement Ceiling (CDC)					-					-						
Non-Cash Availment Authority (NCAA)					-					-						
Others (CDT, BTr Docs Stamps, etc.)					-					-						
TOTAL					-					-						

SUMMARY:

	Previous Report (September 2017)	This Month (October 2017)	As of Date
Total Disbursement Authorities Received			
NCA	1,120,000,000.00	-	1,120,000,000.00
Working Fund			-
TRA			-
CDC			-
NCAA			-
Others (CDC,BTr, Docs Tamps,etc)			-
Less: Notice of transfer Allocations (NTA)* issued			
Funding Check Transfer to RO/OUs/NGAs	(1,060,024,612.46)	(37,504,950.03)	(1,097,529,562.49)
Adjustments	-	-	-
Total Disbursements Authorities Available	<u>59,975,387.54</u>	<u>(37,504,950.03)</u>	<u>22,470,437.51</u>
Less: Lapsed NCA			
Disbursements*	<u>(987,421.15)</u>	<u>(21,395,030.23)</u>	<u>(22,382,451.38)</u>
Balance of Disbursements Authorities as of to Date	<u>58,987,966.39</u>	<u>(58,899,980.26)</u>	<u>87,986.13</u>

Notes: The use of NTA is discourage
 *Amounts should Tally

Prepared by:

J. Tolentino
JACQUELINE TOLENTINO
 Accountant I
 Date: Nov. 27, 2017

Certified Correct by:


M. Z. Puno
MARY ANTOINETTE Z. PUNO
 Department Chief Accountant
 Date: _____


To
Le
(O

DISBURSEMENT
October 2017

LINE	TOTAL	SUB-TOTAL	TRUST LIABILITIES				GRAND TOTAL					REMARKS
			PS	MOOE	CO	TOTAL	PS	MOOE	Fin. Exp	CO	TOTAL	
12+13+14+15)	17=(11+16)	18=(6+17)	19	20	21	22=(19+20+21)	23	24	25	26	27=(23+24+25+26)	
-	-	-	-	-	21,395,030.23	21,395,030.23	-	-	-	21,395,030.23	21,395,030.23	
-	-	-	-	-	-	-	-	-	-	-	-	
-	-	-	-	-	-	-	-	-	-	-	-	
-	-	-	-	-	-	-	-	-	-	-	-	
-	-	-	-	-	-	-	-	-	-	-	-	
-	-	-	-	-	21,395,030.23	21,395,030.23	-	-	-	21,395,030.23	21,395,030.23	

	Previous Report (September 2017)	This Month (October 2017)	As of Date
Disbursement Program	-	-	-
*Actual Disbursement	<u>(987,421.15)</u>	<u>(21,395,030.23)</u>	<u>(22,382,451.38)</u>
Under spending	<u>(987,421.15)</u>	<u>21,395,030.23</u>	<u>22,382,451.38</u>

Recommending Approval by:

MARICHU A. PALAFOX
 Director IV, FS
 Date: _____

Approved by:

ARDELIZA R. MEDENILLA, MNSA, CESO II
 Undersecretary for Support Services
 Date: _____

Region XII	2,403,054.55	1,509,127.35	-	43,961,756.60	132,890,463.82	-	65,239.23	20,589,459.76	20,654,698.99	-	268,227.44
Region XIII	3,079,035.59	1,677,603.92	-	71,041,585.03	75,798,224.54	-	275,256.58	38,326,830.09	38,602,086.67	-	187,817.14
NCAA				89,510,288.42	89,510,288.42			548,308,969.59	548,308,969.59		
Central Office	-	-	-	89,510,288.42	89,510,288.42	-	-	548,308,969.59	548,308,969.59	-	-
NCR	-	-	-	-	-	-	-	-	-	-	-
CAR	-	-	-	-	-	-	-	-	-	-	-
NIR	-	-	-	-	-	-	-	-	-	-	-
Region I	-	-	-	-	-	-	-	-	-	-	-
Region II	-	-	-	-	-	-	-	-	-	-	-
Region III	-	-	-	-	-	-	-	-	-	-	-
Region IV-A	-	-	-	-	-	-	-	-	-	-	-
Region IV-B	-	-	-	-	-	-	-	-	-	-	-
Region V	-	-	-	-	-	-	-	-	-	-	-
Region VI	-	-	-	-	-	-	-	-	-	-	-
Region VII	-	-	-	-	-	-	-	-	-	-	-
Region VIII	-	-	-	-	-	-	-	-	-	-	-
Region IX	-	-	-	-	-	-	-	-	-	-	-
Region X	-	-	-	-	-	-	-	-	-	-	-
Region XI	-	-	-	-	-	-	-	-	-	-	-
Region XII	-	-	-	-	-	-	-	-	-	-	-
Region XIII	-	-	-	-	-	-	-	-	-	-	-
TOTAL - CO/R O s	582,965,362.02	1,019,464,365.32	-	21,987,760,816.85	23,590,190,544.19	-	137,113,016.88	10,871,783,706.77	11,008,896,723.65	-	73,499,961.48
Central Office	83,744,514.57	31,928,858.43	-	922,356,069.65	1,038,029,442.65	-	5,489,667.48	1,235,703,941.04	1,241,193,608.52	-	4,807,880.52
NCR	24,118,601.76	68,411,471.31	-	1,303,000,324.10	1,395,530,397.17	-	49,852,043.18	734,455,337.94	784,307,381.12	-	1,667,566.37
CAR	30,174,919.90	63,599,876.14	-	1,442,674,125.48	1,536,448,921.52	-	8,183,318.92	485,823,866.72	494,007,185.64	-	5,947,733.76
NIR	-	-	-	-	-	-	-	-	-	-	-
Region I	28,997,772.54	75,671,856.61	-	1,285,124,345.14	1,389,793,974.29	-	80,222.29	519,777,861.50	519,858,083.79	-	2,588,059.72
Region II	28,753,407.52	74,876,054.50	-	1,034,442,167.61	1,138,071,629.63	-	2,648,448.98	332,891,193.31	335,539,642.29	-	1,223,007.01
Region III	43,802,782.26	78,633,241.14	-	1,674,007,468.90	1,796,443,492.30	-	15,908,047.97	789,673,443.47	805,581,491.44	-	13,026,790.64
Region IV-A	40,757,875.48	120,555,750.84	-	1,795,808,459.78	1,957,122,086.10	-	19,754,304.93	1,215,962,109.18	1,235,716,414.11	-	8,164,773.66
Region IV-B	26,282,694.68	41,737,159.89	-	628,605,047.36	696,624,901.93	-	3,105,595.06	601,773,751.33	604,879,346.39	-	1,074,793.08
Region V	40,755,039.25	73,499,163.10	-	1,638,799,041.43	1,752,993,243.78	-	3,350,936.24	863,236,809.40	866,587,745.64	-	4,045,724.54
Region VI	37,748,202.01	71,131,162.94	-	1,292,286,047.02	1,401,165,411.97	-	1,655,138.81	749,789,494.13	751,444,632.94	-	6,190,801.67
Region VII	33,199,057.20	56,491,577.84	-	1,053,165,176.72	1,142,855,811.76	-	7,564,013.67	632,894,381.15	640,458,394.82	-	2,477,485.70
Region VIII	32,203,383.48	57,471,558.13	-	1,703,149,239.03	1,792,824,180.64	-	427,720.55	512,263,359.29	512,691,079.84	-	872,324.59
Region IX	25,633,596.00	34,682,303.90	-	665,308,786.58	725,624,686.48	-	4,832,777.61	534,380,559.03	539,213,336.64	-	662,087.33
Region X	29,045,147.50	46,366,331.13	-	2,036,777,689.24	2,112,189,167.87	-	3,171,702.33	675,059,455.29	678,231,157.62	-	5,618,381.07
Region XI	25,723,055.86	54,065,509.12	-	2,095,995,356.83	2,175,783,921.81	-	5,597,318.88	171,033,144.00	176,630,462.88	-	3,281,147.11
Region XII	26,700,882.05	34,967,578.67	-	415,517,727.57	477,186,188.29	-	4,478,517.57	491,017,326.03	495,495,843.60	-	9,092,417.42
Region XIII	25,324,429.96	35,434,911.63	-	1,000,743,744.41	1,061,503,086.00	-	1,013,242.41	326,047,673.96	327,060,916.37	-	2,758,987.29
TOTAL	582,965,362.02	1,019,464,365.32	-	21,987,760,816.85	23,590,190,544.19	-	137,113,016.88	10,871,783,706.77	11,008,896,723.65	-	73,499,961.48

SUMMARY:

	Previous Report (September 2017)	This Month (October 2017)	As of Date
Total Disbursement Authorities Received	366,164,803,918.75	56,739,680,789.44	422,904,730,648.95
NCA/NTA (Adj)	341,391,969,760.52	53,743,106,187.77	395,135,075,948.29
Trust Fund	1,020,000,000.00	-	1,020,000,000.00
Working Fund (Adj)	795,624,943.40	-	795,624,943.40
TRA (Adj)	16,716,391,022.53	2,304,783,826.70	19,021,174,849.23
CDC	-	-	-
NCAA	6,241,064,133.06	691,790,774.97	6,932,854,908.03
Others (CDT, BTr, Docs Stamp, etc.)	-	-	-
Less: Notice of Transfer Allocations (NTA) Issued (Adj)	(95,554,465,607.95)	(17,618,752,933.50)	(113,173,218,541.45)
Fund Transfers- Trust Account	(1,060,024,612.46)	(37,504,950.03)	(1,097,529,562.49)
Total Disbursements Authorities Available	269,550,313,698.34	39,083,422,905.91	308,633,982,545.01
Less: Lapsed NCA	(2,633,721,314.49)	-	(2,633,721,314.49)
Disbursements (Adj)*	(266,805,554,864.52)	(37,819,178,915.16)	(304,624,733,779.68)
Balance of Disbursements Authorities as of date	111,037,519.33	1,264,243,990.75	1,375,527,450.84

* Amounts should tally

Prepared by:

FARHA K. KARIM
Accountant III

Date:

Certified correct by:

MARY ANTOINETTE Z. PUNO
Department Chief Accountant

Date:

Recommending:

Date:



In following-up, pls. cite DMS ref #

2017-BA-0094784

REPUBLIC OF THE PHILIPPINES
DEPARTMENT OF BUDGET AND MANAGEMENT
 GENERAL SOLANO STREET, SAN MIGUEL, MANILA

ACKNOWLEDGEMENT RECEIPT

The **DEPARTMENT OF BUDGET AND MANAGEMENT** hereby acknowledges the receipt of your letter/request which has been uploaded to the DBM-Document Management System and routed to the appropriate office/s with the following information:

Sender: DPWH - CO - PERSONAL DELIVERY

Document Title: DPWH-CO-SUBMISSION OF CONSOLIDATED MONTHLY REPORT OF DISBURSEMENTS FAR 4 FOR ALL FUNDS FOR THE MONTH OF SEPTEMBER 2017

Document Reference No: 2017-BA-0094784

Date and Time Uploaded: Monday, October 30, 2017 10:18:35 AM

Uploaded By: RECEIVING Isay

Routed To: BMB-A Elsa Abundo

CC:

Total no of pages received: 1 copy and 7 pages

The determination of the completeness of the documentary requirements submitted, if any, is subject to the evaluation of the technical person in charge.

This receipt is system generated and does not require signature.

Received by:



DOCUMENT
 MANAGEMENT
 SYSTEM



Republic of the Philippines
DEPARTMENT OF PUBLIC WORKS AND HIGHWAYS
CENTRAL OFFICE
Manila

October 25, 2017

SECRETARY BENJAMIN E. DIOKNO
Department of Budget and Management
Boncodin Hall, Gen. Solano St.
San Miguel, Manila

Attention: Director Carmencita P. Mahinay
Budget and Management Bureau for Economic Development Sector
(BMB-EDS)

Dear Secretary Diokno:

In compliance with the provision 4.8 of Joint Circular No. 2014-1 dated July 02, 2014, we are submitting the **Consolidated Monthly Report of Disbursements (MRD) – FAR No. 4** for All Funds for the month of September 2017.

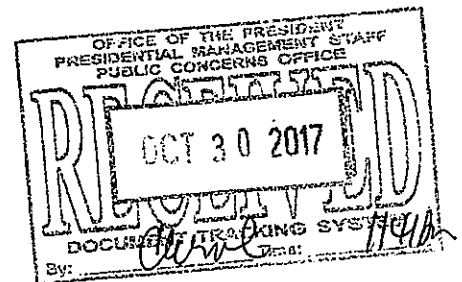
Please acknowledge receipt hereof.

Very truly yours,


ARDELIZA R. MEDENILLA, MNSA, CESO II
Undersecretary for Support Services

cc: - Presidential Management Staff (Office of the President)
Malacañang, Manila

8.1.2 FKK/JJC/MZP





Republic of the Philippines
DEPARTMENT OF PUBLIC WORKS AND HIGHWAYS
CENTRAL OFFICE
Manila

October 25, 2017

SECRETARY BENJAMIN E. DIOKNO
Department of Budget and Management
Boncodin Hall, Gen. Solano St.
San Miguel, Manila

Attention: Director Carmencita P. Mahinay
Budget and Management Bureau for Economic Development Sector
(BMB-EDS)

Dear Secretary Diokno:


In compliance with the provision 4.8 of Joint Circular No. 2014-1 dated July 02, 2014, we are submitting the **Consolidated Monthly Report of Disbursements (MRD) – FAR No. 4** for All Funds for the month of September 2017.

Please acknowledge receipt hereof.

Very truly yours,


ARDELIZA R. MEDENILLA, MNSA, CESO II
Undersecretary for Support Services 

cc: - Presidential Management Staff (Office of the President)
Malacañang, Manila

8.1.2 /JJC/MZP



Republic of the Philippines
DEPARTMENT OF PUBLIC WORKS AND HIGHWAYS
CENTRAL OFFICE
Manila

October 25, 2017

AUDITOR RENATO ROSALES

Supervising Auditor
Office of the Auditor
Commission on Audit - DPWH

COA-DPWH (OSEC)	
FAPs/Other Funds	
RECEIVED BY:	<i>Cara</i>
Date & Time:	10/30/17

Dear Auditor Rosales:

In compliance with the provision 4.8 of Joint Circular No. 2014-1 dated July 02, 2014, we are submitting the **Consolidated Monthly Report of Disbursements (MRD) – FAR No. 4** for All Funds for the month of September 2017.

Please acknowledge receipt hereof.

Very truly yours,


ARDELIZA R. MEDENILLA, MNSA, CESO II
Undersecretary for Support Services

8.1.2 FKK/JJC/MZP



Republic of the Philippines
DEPARTMENT OF PUBLIC WORKS AND HIGHWAYS
CENTRAL OFFICE
Manila

October 25, 2017

AUDITOR RENATO ROSALES

Supervising Auditor
Office of the Auditor
Commission on Audit - DPWH

Dear Auditor Rosales:

In compliance with the provision 4.8 of Joint Circular No. 2014-1 dated July 02, 2014, we are submitting the **Consolidated Monthly Report of Disbursements (MRD) – FAR No. 4** for All Funds for the month of September 2017.

Please acknowledge receipt hereof.

Very truly yours,


ARDELIZA R. MEDENILLA, MNSA, CESO II
Undersecretary for Support Services 


8.1.2 FKK/JJC/MZP



Republic of the Philippines
DEPARTMENT OF PUBLIC WORKS AND HIGHWAYS
CENTRAL OFFICE
Manila

October 25, 2017

ASSISTANT COMMISSIONER LOURDES M. CASTILLO

Government Accountancy Sector
Commission on Audit
Commonwealth Avenue, Quezon City


Attention: MR. USMIN P. DIAMEL, DIRECTOR IV
Government Accountancy Office

Dear Assistant Commissioner Castillo:

In compliance with the provision 4.8 of Joint Circular No. 2014-1 dated July 02, 2014, we are submitting the **Consolidated Monthly Report of Disbursements (MRD) – FAR No. 4** for All Funds for the month of September 2017.

Please acknowledge receipt hereof.

Very truly yours,


ARDELIZA R. MEDENILLA, MNSA, CESO II
Undersecretary for Support Services

8.1.2 FKK/JJC/MZP

medenilla 10/30



Republic of the Philippines
DEPARTMENT OF PUBLIC WORKS AND HIGHWAYS
CENTRAL OFFICE
Manila

October 25, 2017

ASSISTANT COMMISSIONER LOURDES M. CASTILLO

Government Accountancy Sector
Commission on Audit
Commonwealth Avenue, Quezon City

Attention: MR. USMIN P. DIAMEL, DIRECTOR IV
Government Accountancy Office

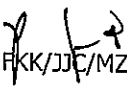
Dear Assistant Commissioner Castillo:

In compliance with the provision 4.8 of Joint Circular No. 2014-1 dated July 02, 2014, we are submitting the **Consolidated Monthly Report of Disbursements (MRD) – FAR No. 4** for All Funds for the month of September 2017.

Please acknowledge receipt hereof.

Very truly yours,


ARDELIZA R. MEDENILLA, MNSA, CESO II
Undersecretary for Support Services 


8.1.2 FKK/JJC/MZP

CONSOLIDATED MONTHLY REPORT OF DISBURSEMENT
For the month of September 2017

Department : **Department of Public Works and Highways**
 Agency : **National Government**
 Operating Unit : **Central Office**
 Organization Code (UACS) : **180010100000**
 Funding Source Code (as clustered) : **101101/101407 (Cluster 01)**

PARTICULARS	CURRENT YEAR BUDGET					PRIOR YEAR'S ACCOUNTS PAYABLE					PRIOR YEAR'S BUDGET		
	PS	MOOE	Fin. Exp.	CO	TOTAL	PS	MOOE	Fin. Exp.	CO	Sub-Total	PS	MOOE	Fin. Exp.
	(2)	(3)	(4)	(5)	(6=2+3+4+5)	(7)	(8)	(9)	(10)	(11=7+8+9+10)	(12)	(13)	(14)
NOTICE OF CASH ALLOCATION													
MDS Checks Issued	30,183,474.11	10,130,107.79	-	19,041.01	40,332,622.91	-	594,705.05	-	1,553,900,714.61	1,554,495,419.66	-	1,548,929.65	-
Advice to Debit Account	43,742,073.36	11,782,705.51	-	7,188,827.87	62,713,606.74	-	7,660,350.23	-	144,293,505.33	151,953,855.56	-	4,272,703.01	-
Working Fund (NCA Issued to BTr)	-	-	-	-	-	-	-	-	-	-	-	-	-
Tax Remittance Advice Issued (TRA)	11,838,362.18	145,234.94	-	47,772.71	12,031,369.83	-	54,713.31	-	11,255,384.60	11,310,097.91	-	38,584.93	-
Cash Disbursement Ceiling (CDC)	-	-	-	-	-	-	-	-	-	-	-	-	-
Non-Cash Availment Authority (NCAA)	-	-	-	-	-	-	-	-	-	-	-	-	-
Others (CDT, BTr Docs Stamps, etc.)	-	-	-	-	-	-	-	-	-	-	-	-	-
TOTAL	85,763,909.65	22,058,048.24	-	7,255,641.59	115,077,599.48	-	8,309,768.59	-	1,709,449,604.54	1,717,759,373.13	-	5,860,217.59	-

SUMMARY:

	Previous Report (August 2017)	This Month (September 2017)	As of Date
Total Disbursement Authorities Received	84,248,314,624.76	15,070,740,398.64	99,319,055,023.40
NCA/NTA	84,009,436,846.00	15,047,234,000.00	99,056,670,846.00
NCA-forwarded from previous month	-	-	-
Working Fund	-	-	-
TRA	238,877,778.76	23,506,398.64	262,384,177.40
CDC	-	-	-
NCAA	-	-	-
Others (CDT, BTr, Docs Stamp, etc.)	-	-	-
Less: Notice of Transfer Allocations (NTA) Issued	(79,277,879,308.09)	(13,283,235,895.98)	(92,561,115,204.07)
Total Disbursements Authorities Available	4,970,435,316.67	1,787,504,502.66	6,757,939,819.33
Less: Lapsed NCA (Adjusted)	(5,359,805.89)	-	(5,359,805.89)
Disbursements * (Adj)	(4,894,559,743.39)	(1,857,886,411.54)	(6,752,446,154.93)
Balance of Disbursements Authorities as of to date	70,515,767.39	(70,381,908.88)	133,858.51

* Amounts should tally

Prepared by:

Certified correct by:

Recommending approval by:

Date:

Date:

Date:

[Signature]
FARHA H. KARIM
 Accountant III

10/23/17


[Signature]
MARY ANTOINETTE Z. PUNO
 Department Chief Accountant

✓

COUNTS PAYABLE		TOTAL	SUB-TOTAL	TRUST LIABILITIES				TOTAL					REMARKS
CO	Sub-Total			PS	MOOE	CO	TOTAL	PS	MOOE	Fin. Exp.	CO	TOTAL	
(15)	(16=12+13+14+15)	(17=11+16)	(18=6+17)	(19)	(20)	(21)	22=19+20+21	(23)	(24)	(25)	(26)	(27=23+24+25+26)	(28)
12,041,006.29	13,589,935.94	1,568,085,355.60	1,608,417,978.51	-	-	-	-	30,183,474.11	12,273,742.49	-	1,565,960,761.91	1,608,417,978.51	
7,021,869.08	11,294,572.09	163,248,427.65	225,962,034.39	-	-	-	-	43,742,073.36	23,715,758.75	-	158,504,202.28	225,962,034.39	
-	-	-	-	-	-	-	-	-	-	-	-	-	
126,345.97	164,930.90	11,475,028.81	23,506,398.64	-	-	-	-	11,838,362.18	238,533.18	-	11,429,503.28	23,506,398.64	
-	-	-	-	-	-	-	-	-	-	-	-	-	
-	-	-	-	-	-	-	-	-	-	-	-	-	
-	-	-	-	-	-	-	-	-	-	-	-	-	
19,189,221.34	25,049,438.93	1,742,808,812.06	1,857,886,411.54	-	-	-	-	85,763,909.65	36,228,034.42	-	1,735,894,467.47	1,857,886,411.54	

	Previous Report (August 2017)	This Month (September 2017)	As of Date
Total Disbursement Program	84,233,491,000.00	15,067,234,000.00	99,300,725,000.00
Less: Actual Disbursements	(4,894,559,743.39)	(1,857,886,411.54)	(6,752,446,154.93)
	<u>79,338,931,256.61</u>	<u>13,209,347,588.46</u>	<u>92,548,278,845.07</u>
Less: Notice of Transfer Allocations (NTA) Issued (Over)/Under Spending			<u>(92,561,115,204.07)</u> <u>(12,836,359.00)</u>


MARICHU A. PALAFOX, CESO III
 Director IV, Finance Service

Approved by: 
ARDELIZA R. MEDENILLA, MNSA, CESO II
 Undersecretary for Support Services

Date: _____

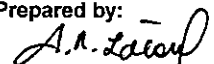
Department : DEPARTMENT OF PUBLIC WORKS AND HIGHWAYS
 Agency : DEPARTMENT OF PUBLIC WORKS AND HIGHWAYS
 Operating Unit : CENTRAL OFFICE
 Organizational Code (UACS) : 180010100000
 Funding Source Code (as clustered) : FUND 102 (F101151, F101152, F101163, F101167 AND F101168)
 (e.g. Old Fund Code: 101, 102, 151)


PARTICULARS	CURRENT YEAR BUDGET					PRIOR YEAR'S ACCOUNTS PAYABLE					PRIOR YEARS BUDGET			
	PS	MOOE	Fin. Exp	CO	TOTAL	PS	MOOE	Fin. Exp	CO	Sub-Total	PS	MOOE	Fin. Exp	
	2	3	4	5	6=(2+3+4+5)	7	8	9	10	11=(7+8+9+10)	12	13	14	
Notice of Cash Allocation (NCA)														
MDS Checks Issued	-	-	-	2,219,099.72	2,219,099.72	-	-	-	59,537,227.50	59,537,227.50	-	-	-	-
Advice to Debit Account	-	-	-	142,340.38	142,340.38	-	-	-	122,256,008.56	122,256,008.56	-	-	-	-
Working fund (NCA Issued to BTr)	-	-	-	-	-	-	-	-	-	-	-	-	-	-
Tax Remittance Advices Issued (TRA)	-	-	-	45,410.66	45,410.66	-	-	-	19,984,864.78	19,984,864.78	-	-	-	-
Cash Disbursement Ceiling (CDC)	-	-	-	-	-	-	-	-	-	-	-	-	-	-
Non-Cash Availment Authority (NCAA)	-	-	-	115,048,912.91	115,048,912.91	-	-	-	268,836,622.91	268,836,622.91	-	-	-	-
Others (CDT, BTr Docs Stamps, etc.)	-	-	-	-	-	-	-	-	-	-	-	-	-	-
TOTAL				117,455,763.67	117,455,763.67				470,614,723.75	470,614,723.75				

SUMMARY:

	Previous Report (AUGUST 2017)	This Month (SEPTEMBER 2017)	As of Date
Total Disbursement Authorities Received			
NCA	1,829,589,543.00	250,000,000.00	2,079,589,543.00
Working Fund	795,690,776.33	79,955,296.73	875,646,073.06
TRA	440,101,895.45	20,962,778.70	461,064,674.15
CDC	-	-	-
NCAA	5,852,513,096.91	388,551,036.15	6,241,064,133.06
Others (CDC, BTr, Docs Tamps, etc)	-	-	-
Less: Notice of transfer Allocations (NTA)* issued	(130,560,525.84)	(53,575,311.81)	(184,135,837.65)
Total Disbursements Authority Available	8,787,334,785.85	685,893,799.77	9,473,228,585.62
Less: Lapsed NCA	(205,229,373.88)	(14,651,769.37)	(219,881,143.25)
Disbursements*	(8,527,542,557.42)	(603,684,686.90)	(9,131,227,244.32)
Add/ (Deduct) Adjustments	(38,510,542.55)	67,239.04	(38,443,303.51)
Balance of Disbursements Authorities as of Date	16,052,312.00	67,624,582.54	83,676,894.54


*Amounts should Tally

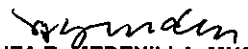
Prepared by:

 APRIL ROSE S. LATORRE
 Accountant II
 Date: October 24, 2017

Certified Correct by:

 MARY ANTOINETTE Z. PUNO
 Department Chief Accountant
 Date: _____

YEAR'S ACCOUNTS PAYABLE			TOTAL	SUB-TOTAL	TRUST LIABILITIES				GRAND TOTAL				REMARKS	
1. Exp	CO	Sub-Total			PS	MOOE	CO	TOTAL	PS	MOOE	Fin. Exp	CO		TOTAL
14	15	16=(12+13+14+15)	17=(11+16)	18=(6+17)	19	20	21	22=(19+20+21)	23	24	25	26	27=(23+24+25+26)	
-	9,242,009.55	9,242,009.55	68,779,237.05	70,998,336.77	-	-	-	-	-	-	-	70,998,336.77	70,998,336.77	
-	774,186.34	774,186.34	123,030,194.90	123,172,535.28	-	-	-	-	-	-	-	123,172,535.28	123,172,535.28	
-	-	-	-	-	-	-	-	-	-	-	-	-	-	
-	932,503.26	932,503.26	20,917,368.04	20,962,778.70	-	-	-	-	-	-	-	20,962,778.70	20,962,778.70	
-	-	-	-	-	-	-	-	-	-	-	-	-	-	
-	4,665,500.33	4,665,500.33	273,502,123.24	388,551,036.15	-	-	-	-	-	-	-	388,551,036.15	388,551,036.15	
-	-	-	-	-	-	-	-	-	-	-	-	-	-	
	15,614,199.48	15,614,199.48	486,228,923.23	603,684,686.90	-	-	-	-	-	-	-	603,684,686.90	603,684,686.90	

	Previous Report (AUGUST 2017)	This month (SEPTEMBER 2017)	As of Date
Total Disbursement Program	4,998,512,543.00	533,547,000.00	5,532,059,543.00
Less: NTA Issued Ros/DEOs	(130,560,525.84)	(53,575,311.81)	(184,135,837.65)
Net Disbursement Program for CO	4,867,952,017.16	479,971,688.19	5,347,923,705.35
Less: *Actual Disbursement (Over)/Under spending	(8,527,542,557.42)	(603,684,686.90)	(9,131,227,244.32)
	<u>(3,659,590,540.26)</u>	<u>(123,712,998.71)</u>	<u>(3,783,303,538.97)</u>

Recommending Approval by:

MARICHU A. PALAFOX, CESO III
 Director IV, FS
 Date: _____

Approved By:

ARDELIZA R. MEDENILLA, MNSA, CESO II
 Undersecretary for Support Services
 Date: _____

MONTHLY REPORT
For the month of

Department : DEPARTMENT OF PUBLIC WORKS AND HIGHWAYS
 Agency : DEPARTMENT OF PUBLIC WORKS AND HIGHWAYS
 Operating Unit : CENTRAL OFFICE
 Organizational Code (UACS) : 180010100000
 Funding Source Code (as clustered) : FUND MVUC (F104358, F104359 & 104360)
 (e.g. Old Fund Code: 101, 102, 151)

PARTICULARS	CURRENT YEAR BUDGET					PRIOR YEARS BUDGET							
	PS	MOOE	Fin. Exp	CO	TOTAL	PRIOR YEAR'S ACCOUNTS PAYABLE				CURRENT YE			
						PS	MOOE	Fin. Exp	CO	Sub-Total	PS	MOOE	Fin. E
1	2	3	4	5	6=(2+3+4+5)	7	8	9	10	11=(7+8+9+10)	12	13	14
Notice of Cash Allocation (NCA)					-					-			
MDS Checks Issued	-	188,320,000.00	-	-	188,320,000.00	-	-	-	-	-	-	-	-
Advice to Debit Account	-	-	-	-	-	-	-	-	33,520,678.69	33,520,678.69	-	-	-
Working fund (NCA Issued to BTr)	-	-	-	-	-	-	-	-	-	-	-	-	-
Tax Remittance Advices Issued (TRA)	-	-	-	-	-	-	-	-	2,252,255.45	2,252,255.45	-	-	-
Cash Disbursement Ceiling (CDC)	-	-	-	-	-	-	-	-	-	-	-	-	-
Non-Cash Availment Authority (NCAA)	-	-	-	-	-	-	-	-	-	-	-	-	-
Others (CDT, BTr Docs Stamps, etc.)	-	-	-	-	-	-	-	-	-	-	-	-	-
TOTAL					188,320,000.00				35,772,934.14	35,772,934.14			

SUMMARY:

	Previous Report (AUGUST 2017)	This Month (SEPTEMBER 2017)	As of Date
Total Disbursement Authorities Received			
NCA	3,723,791,056.00	630,000,000.00	4,353,791,056.00
Working Fund	-	-	-
TRA	71,650,428.06	2,252,255.45	73,902,683.51
CDC	-	-	-
NCAA	-	-	-
Others (CDC,BTr, Docs Tamps,etc)	-	-	-
Less: Notice of transfer Allocations (NTA)* issued	(2,374,557,899.63)	(434,656,666.60)	(2,809,214,566.23)
Total Disbursements Authorities Available	1,420,883,584.43	197,595,588.85	1,618,479,173.28
Less: Lapsed NCA	(117,155,955.74)	(28,596,613.41)	(145,752,569.15)
Disbursements*	(1,248,633,669.99)	(224,092,934.14)	(1,472,726,604.13)
Balance of Disbursements Authorities as of to Date	55,093,958.70	(55,093,958.70)	-

*Amounts should Tally

Prepared by:

J. Tolentino
 JACQUELINE TOLENTINO
 Accountant I
 Date: Oct-24, 2017

Certified Correct by:


Mary Antoinette Z. Puno
 MARY ANTOINETTE Z. PUNO
 Department Chief Accountant
 Date: *10-24-17*

OF DISBURSEMENT
SEPTEMBER 2017

PARTIAL ACCOUNTS PAYABLE			SUB-TOTAL	TRUST LIABILITIES				GRAND TOTAL					REMARKS
CO	Sub-Total	TOTAL		PS	MOOE	CO	TOTAL	PS	MOOE	Fin. Exp	CO	TOTAL	
15	16=(12+13+14+15)	17=(11+16)	18=(6+17)	19	20	21	22=(19+20+21)	23	24	25	26	27=(23+24+25+26)	
-	-	-	-	-	-	-	-	-	-	-	-	-	
-	-	-	188,320,000.00	-	-	-	-	-	188,320,000.00	-	-	-	
-	-	33,520,678.69	33,520,678.69	-	-	-	-	-	-	-	33,520,678.69	33,520,678.69	
-	-	-	-	-	-	-	-	-	-	-	-	-	
-	-	2,252,255.45	2,252,255.45	-	-	-	-	-	-	-	2,252,255.45	2,252,255.45	
-	-	-	-	-	-	-	-	-	-	-	-	-	
-	-	-	-	-	-	-	-	-	-	-	-	-	
-	-	-	-	-	-	-	-	-	-	-	-	-	
-	-	35,772,934.14	224,092,934.14	-	-	-	-	-	188,320,000.00	-	35,772,934.14	224,092,934.14	


	Previous Report (AUGUST 2017)	This Month (SEPTEMBER 2017)	As of Date
Total Disbursement Program	3,819,346,055.59	655,304,000.00	4,474,650,055.59
Less: NTA Issued Ros/DEOs	(2,374,557,899.63)	(434,656,666.60)	(2,809,214,566.23)
Net Disbursement Program for CO	1,444,788,155.96	220,647,333.40	1,665,435,489.36
Less: *Actual Disbursement (Over)/Under spending	(1,248,633,669.99)	(224,092,934.14)	(1,472,726,604.13)
	<u>196,154,485.97</u>	<u>(3,445,600.74)</u>	<u>192,708,885.23</u>

Recommending Approval by:



MARICHU A. PALAFOX, CESO III
Director IV, FS
Date: _____

Approved By:



ARDELIZA R. MEDENILLA, MNSA, CESO II
Undersecretary for Support Services
Date: _____


Department : DEPARTMENT OF PUBLIC WORKS AND HIGHWAYS
 Agency : DEPARTMENT OF PUBLIC WORKS AND HIGHWAYS
 Operating Unit : CENTRAL OFFICE
 Organizational Code (UACS) : 180010100000
 Funding Source Code (as clustered) : FUND 308601 - Trust Fund
 (e.g. Old Fund Code: 101, 102, 151)


PARTICULARS	CURRENT YEAR BUDGET					PRIOR YEARS BUDGET										
	PS	MOOE	Fin. Exp	CO	TOTAL	PRIOR YEAR'S ACCOUNTS PAYABLE					CURRENT YEAR'S ACCOUNTS PAYABLE					
						PS	MOOE	Fin. Exp	CO	Sub-Total	PS	MOOE	Fin. Exp	CO	Sub-Total	
1	2	3	4	5	6=(2+3+4+5)	7	8	9	10		12	13	14	15	16=	
Notice of Cash Allocation (NCA)																
MDS Checks Issued					-					-						
Advice to Debit Account					-					-						
Working fund (NCA Issued to BTr)					-					-						
Tax Remittance Advices Issued (TRA)					-					-						
Cash Disbursement Ceiling (CDC)					-					-						
Non-Cash Availment Authority (NCAA)					-					-						
Others (CDT, BTr Docs Stamps, etc.)					-					-						
TOTAL					-					-						

SUMMARY:

	Previous Report (August 2017)	This Month (September 2017)	As of Date
Total Disbursement Authorities Received			
NCA	1,020,000,000.00	100,000,000.00	1,120,000,000.00
Working Fund			-
TRA			-
CDC			-
NCAA			-
Others (CDC,BTr, Docs Tamps,etc)			-
Less: Notice of transfer Allocations (NTA)* issued			
Funding Check Transfer to RO/OUs/NGAs	(948,708,002.82)	(111,316,609.64)	(1,060,024,612.46)
Adjustments	-	-	-
Total Disbursements Authorities Available	71,291,997.18	(11,316,609.64)	59,975,387.54
Less: Lapsed NCA			
Disbursements*	(985,856.15)	(1,565.00)	(987,421.15)
Balance of Disbursements Authorities as of to Date	70,306,141.03	(11,318,174.64)	58,987,966.39

Notes: The use of NTA is discourage
 *Amounts should Tally

Prepared by:

JACQUELINE TOLENTINO
 Accountant I
 Date: Oct. 24, 2017

Certified Correct by:

MARY ANTOINETTE Z. PUNO
 Department Chief Accountant
 Date: _____

DISBURSEMENT
September 2017

LINE	TOTAL	SUB-TOTAL	TRUST LIABILITIES				GRAND TOTAL					REMARKS
			PS	MOOE	CO	TOTAL	PS	MOOE	Fin. Exp	CO	TOTAL	
12+13+14+15)	17=(11+16)	18=(6+17)	19	20	21	22=(19+20+21)	23	24	25	26	27=(23+24+25+26)	
-	-	-		1,565.00		1,565.00		1,565.00		-	1,565.00	
-	-	-		-		-		-		-	-	
-	-	-		-		-		-		-	-	
-	-	-		-		-		-		-	-	
-	-	-		-		-		-		-	-	
-	-	-		-		-		-		-	-	
-	-	-		1,565.00	-	1,565.00	-	1,565.00	-	-	1,565.00	

Previous Report
(August 2017)

This Month
(September 2017)

As of Date

Disbursement Program
Actual Disbursement
Over/Under spending

(985,856.15)
(985,856.15)

(1,565.00)
1,565.00

(987,421.15)
987,421.15

Recommending Approval by:

MARICHU A. PALAFOX

Director IV, FS
Date:

Approved by:

ARDELIZA R. MEDENILLA, MNSA, CESO II

Undersecretary for Support Services
Date:

Region X	3,003,900.09	1,428,486.59	-	141,659,855.92	146,092,242.60	-	250,550.09	-	35,844,120.11	36,094,670.20	-	78,420.42
Region XI	3,126,287.70	3,360,324.35	-	164,354,148.28	170,840,760.33	-	313,424.19	-	8,662,486.36	8,975,910.55	-	65,498.56
Region XII	2,546,185.35	1,895,199.42	-	69,371,639.04	73,813,023.81	-	206,550.67	-	32,038,122.42	32,244,673.09	-	261,154.53
Region XIII	2,874,624.70	1,347,388.43	-	83,187,692.67	87,409,705.80	-	402,002.04	-	37,398,061.56	37,800,063.60	-	156,960.30
NCAA				115,048,912.91	115,048,912.91				268,836,622.91	268,836,622.91		
Central Office	-	-	-	115,048,912.91	115,048,912.91	-	-	-	268,836,622.91	268,836,622.91	-	-
NCR	-	-	-	-	-	-	-	-	-	-	-	-
CAR	-	-	-	-	-	-	-	-	-	-	-	-
NIR	-	-	-	-	-	-	-	-	-	-	-	-
Region I	-	-	-	-	-	-	-	-	-	-	-	-
Region II	-	-	-	-	-	-	-	-	-	-	-	-
Region III	-	-	-	-	-	-	-	-	-	-	-	-
Region IV-A	-	-	-	-	-	-	-	-	-	-	-	-
Region IV-B	-	-	-	-	-	-	-	-	-	-	-	-
Region V	-	-	-	-	-	-	-	-	-	-	-	-
Region VI	-	-	-	-	-	-	-	-	-	-	-	-
Region VII	-	-	-	-	-	-	-	-	-	-	-	-
Region VIII	-	-	-	-	-	-	-	-	-	-	-	-
Region IX	-	-	-	-	-	-	-	-	-	-	-	-
Region X	-	-	-	-	-	-	-	-	-	-	-	-
Region XI	-	-	-	-	-	-	-	-	-	-	-	-
Region XII	-	-	-	-	-	-	-	-	-	-	-	-
Region XIII	-	-	-	-	-	-	-	-	-	-	-	-
TOTAL - CO/R O s	587,831,200.42	1,051,703,927.85	-	21,051,504,815.71	22,691,039,943.98	44,456.92	108,548,900.74	-	11,753,033,372.44	11,861,626,730.10	-	90,792,744.53
Central Office	85,763,909.65	210,378,048.24	-	124,711,405.26	420,853,363.15	-	8,309,768.59	-	2,215,837,262.43	2,224,147,031.02	-	5,860,217.59
NCR	27,118,500.47	56,039,014.34	-	1,224,785,768.18	1,307,943,282.99	-	17,724,527.31	-	731,111,489.31	748,836,016.62	-	4,882,835.06
CAR	30,290,528.80	42,454,500.23	-	1,081,372,341.56	1,154,117,370.59	-	1,991,087.93	-	533,432,626.27	535,423,714.20	-	12,010,441.59
NIR	2,422,942.90	246,315.18	-	40,275,841.27	42,945,099.35	-	-	-	92,377,263.37	92,377,263.37	-	1,172,420.96
Region I	32,826,727.02	64,642,731.97	-	1,193,305,984.78	1,290,775,443.77	-	3,046,263.60	-	444,298,938.17	447,345,201.77	-	2,434,563.17
Region II	18,027,817.70	63,666,548.16	-	1,246,383,668.03	1,328,078,033.89	-	17,165,403.49	-	344,097,999.40	361,263,402.89	-	(10,736,314.00)
Region III	41,868,569.29	52,112,008.95	-	1,461,483,816.80	1,555,464,395.04	44,456.92	8,790,501.92	-	625,713,983.30	634,548,942.14	-	4,903,427.84
Region IV-A	39,767,042.68	66,442,798.19	-	1,651,447,650.90	1,757,657,491.77	-	4,683,052.44	-	1,090,571,948.86	1,095,255,001.30	-	8,151,389.00
Region IV-B	26,084,432.26	40,001,167.14	-	844,939,091.67	911,024,691.07	-	10,177,539.59	-	515,618,402.25	525,795,941.84	-	385,833.17
Region V	39,966,897.56	40,617,976.88	-	1,266,217,646.50	1,346,802,520.94	-	5,245,362.77	-	564,092,748.10	569,338,110.87	-	7,641,326.38
Region VI	36,204,584.36	85,088,095.44	-	1,221,483,626.06	1,342,776,305.86	-	4,042,921.40	-	867,549,642.23	871,592,563.63	-	13,285,642.14
Region VII	34,245,394.90	52,590,524.32	-	1,240,268,502.10	1,327,104,421.32	-	2,872,604.36	-	736,459,230.44	739,331,834.80	-	699,253.83
Region VIII	31,322,594.84	73,509,921.25	-	1,253,544,560.18	1,358,377,076.27	-	982,574.28	-	594,814,395.02	595,796,969.30	-	22,830,430.85
Region IX	28,098,785.91	25,938,771.07	-	685,232,910.99	739,270,467.97	-	843,345.67	-	571,682,920.63	572,526,266.30	-	3,607,637.88
Region X	33,423,729.31	35,235,638.81	-	2,081,408,099.57	2,150,067,467.69	-	7,359,116.21	-	566,618,147.39	573,977,263.60	-	6,038,790.26
Region XI	25,673,740.40	62,718,873.92	-	2,674,631,655.56	2,763,024,269.88	-	4,407,626.53	-	162,259,525.12	166,667,151.65	-	1,119,703.84
Region XII	26,755,400.37	42,695,275.34	-	804,275,878.79	873,726,554.50	-	3,593,968.04	-	475,617,483.54	479,211,451.58	-	2,709,424.23
Region XIII	27,969,602.00	37,325,718.42	-	955,736,367.51	1,021,031,687.93	-	7,313,236.61	-	620,879,366.61	628,192,603.22	-	3,795,720.74
TOTAL	587,831,200.42	1,051,703,927.85	-	21,051,504,815.71	22,691,039,943.98	44,456.92	108,548,900.74	-	11,753,033,372.44	11,861,626,730.10	-	90,792,744.53

SUMMARY:

	Previous Report (August 2017)	This Month (September 2017)	As of Date
Total Disbursement Authorities Received	316,640,446,237.05	49,524,357,681.70	366,164,803,918.75
NCA/NTA (Adj)	294,686,524,358.74	46,705,445,401.78	341,391,969,760.52
Trust Fund	1,020,000,000.00	-	1,020,000,000.00
Working Fund (Adj)	795,624,943.40	-	795,624,943.40
TRA (Adj)	14,285,783,838.00	2,430,361,243.77	16,716,145,081.77
CDC	-	-	-
NCAA	5,852,513,096.91	388,551,036.15	6,241,064,133.06
Others (CDT, BTr, Docs Stamp, etc.)	-	-	-
Less: Notice of Transfer Allocations (NTA) Issued (Adj)	(81,782,997,733.56)	(13,771,467,874.39)	(95,554,465,607.95)
Fund Transfers- Trust Account	(948,708,002.82)	(111,316,609.64)	(1,060,024,612.46)
Total Disbursements Authorities Available	233,908,740,500.67	35,641,573,197.67	269,550,313,698.34
Less: Lapsed NCA Disbursements (Adj)*	(2,328,622,129.54)	(305,099,184.95)	(2,633,721,314.49)
	(229,286,860,554.53)	(37,518,694,309.99)	(266,805,554,864.52)
Balance of Disbursements Authorities as of date	2,293,257,816.60	(2,182,220,297.27)	111,037,519.33

* Amounts should tally

Prepared by:

[Signature]
FARHA K. KARIM
 Accountant VI

Date:

40/25/17

Certified correct by:

[Signature]
MARY ANTOINETTE Z. PUNO
 Department Chief Accountant

Date:

Recommending a

Date:

6,677,062.96	6,755,483.38	42,850,153.58	188,942,396.18	-	-	-	-	3,003,900.09	1,757,457.10	-	184,181,038.99	188,942,396.18
23,921,020.11	23,986,518.67	32,962,429.22	203,803,189.55	-	154,949.31	1,905,450.31	2,060,399.62	3,126,287.70	3,894,196.41	-	198,843,105.06	205,663,589.17
6,004,455.40	6,265,609.93	38,510,283.02	112,323,306.83	-	-	-	-	2,546,185.35	2,362,904.62	-	107,414,216.86	112,323,306.83
3,409,802.86	3,566,763.16	41,366,826.76	128,776,532.56	-	-	45,543.39	45,543.39	2,874,624.70	1,906,350.77	-	124,041,100.48	128,822,075.95
4,665,500.33	4,665,500.33	273,502,123.24	388,551,036.15	-	-	-	-	-	-	-	388,551,036.15	388,551,036.15
4,665,500.33	4,665,500.33	273,502,123.24	388,551,036.15	-	-	-	-	-	-	-	388,551,036.15	388,551,036.15
-	-	-	-	-	-	-	-	-	-	-	-	-
-	-	-	-	-	-	-	-	-	-	-	-	-
-	-	-	-	-	-	-	-	-	-	-	-	-
-	-	-	-	-	-	-	-	-	-	-	-	-
-	-	-	-	-	-	-	-	-	-	-	-	-
-	-	-	-	-	-	-	-	-	-	-	-	-
-	-	-	-	-	-	-	-	-	-	-	-	-
-	-	-	-	-	-	-	-	-	-	-	-	-
-	-	-	-	-	-	-	-	-	-	-	-	-
-	-	-	-	-	-	-	-	-	-	-	-	-
-	-	-	-	-	-	-	-	-	-	-	-	-
-	-	-	-	-	-	-	-	-	-	-	-	-
-	-	-	-	-	-	-	-	-	-	-	-	-
-	-	-	-	-	-	-	-	-	-	-	-	-
-	-	-	-	-	-	-	-	-	-	-	-	-
-	-	-	-	-	-	-	-	-	-	-	-	-
-	-	-	-	-	-	-	-	-	-	-	-	-
-	-	-	-	-	-	-	-	-	-	-	-	-
-	-	-	-	-	-	-	-	-	-	-	-	-
-	-	-	-	-	-	-	-	-	-	-	-	-
-	-	-	-	-	-	-	-	-	-	-	-	-
-	-	-	-	-	-	-	-	-	-	-	-	-
-	-	-	-	-	-	-	-	-	-	-	-	-
-	-	-	-	-	-	-	-	-	-	-	-	-
2,777,951,064.64	2,868,743,809.17	14,730,370,539.27	37,224,985,867.91	8,712,677.58	883,859.32	87,687,289.84	97,283,826.74	596,588,334.92	1,251,929,432.44	-	35,670,176,542.63	37,518,694,309.99
34,803,420.82	40,663,638.41	2,264,810,669.43	2,685,664,032.58	-	-	1,565.00	1,565.00	85,763,909.65	224,548,034.42	-	2,375,353,653.51	2,685,665,597.58
217,457,721.27	222,340,556.33	971,176,572.95	2,279,119,855.94	-	-	-	-	27,118,500.47	78,646,376.71	-	2,173,354,978.76	2,279,119,855.94
106,756,263.48	118,766,705.07	654,190,419.27	1,808,307,789.86	-	-	-	-	30,290,528.80	56,456,029.75	-	1,721,561,231.31	1,808,307,789.86
59,929,831.66	61,102,252.62	153,479,515.99	-	-	-	-	-	2,422,942.90	1,418,736.14	-	192,582,936.30	196,424,615.34
139,095,636.51	141,530,199.68	588,875,401.45	1,879,650,945.22	-	-	-	-	32,826,727.02	70,123,558.74	-	1,776,700,559.46	1,879,650,945.22
56,127,253.44	45,390,939.44	406,654,342.33	1,734,732,376.22	1,415,322.75	-	9,521,986.80	10,937,309.55	19,443,140.45	70,095,637.65	-	1,656,130,907.67	1,745,669,685.77
347,414,795.88	352,318,223.72	986,867,165.86	2,542,331,560.90	514,960.00	-	6,324,247.24	6,839,207.24	42,427,986.21	65,805,938.71	-	2,440,936,843.22	2,549,170,768.14
136,038,382.79	144,189,771.79	1,239,444,773.09	2,997,102,264.86	1,033,846.24	3,116.25	23,989,167.68	25,026,130.17	40,800,888.92	79,280,355.88	-	2,902,047,150.23	3,022,128,395.03
60,750,832.09	61,136,665.26	586,932,607.10	1,497,957,298.17	-	-	-	-	26,084,432.26	50,564,539.90	-	1,421,308,326.01	1,497,957,298.17
321,712,889.66	329,354,216.04	898,692,326.91	2,245,494,847.85	965,305.93	-	-	965,305.93	40,932,203.49	53,504,666.03	-	2,152,023,284.26	2,246,460,153.78
222,260,547.96	235,546,190.10	1,107,138,753.73	2,449,915,059.59	-	-	15,791,976.72	15,791,976.72	36,204,584.36	102,416,658.98	-	2,327,085,792.97	2,465,707,036.31
65,526,818.42	66,226,072.25	805,557,907.05	2,132,662,328.37	-	-	2,491,517.70	2,491,517.70	34,245,394.90	56,162,382.51	-	2,044,746,068.66	2,135,153,846.07
195,922,556.59	218,752,987.44	814,549,956.74	2,172,927,033.01	1,992,709.85	99,004.57	4,728,294.13	6,820,008.55	33,315,304.69	97,421,930.95	-	2,049,009,805.92	2,179,747,041.56
151,701,785.50	155,309,423.38	727,835,689.68	1,467,106,157.65	827,237.21	-	-	827,237.21	28,926,023.12	30,389,754.62	-	1,408,617,617.12	1,467,933,394.86
98,926,677.18	104,965,467.44	678,942,731.04	2,829,010,198.73	-	-	-	-	33,423,729.31	48,633,545.28	-	2,746,952,924.14	2,829,010,198.73
392,940,804.70	394,060,508.54	560,727,660.19	3,323,751,930.07	95,900.00	542,164.50	24,370,273.23	25,008,337.73	25,769,640.40	68,788,368.79	-	3,254,202,258.61	3,348,760,267.80
87,046,211.53	89,735,635.76	568,967,087.34	1,442,693,641.84	-	-	-	-	26,755,400.37	48,998,667.61	-	1,366,939,573.86	1,442,693,641.84
83,538,635.16	87,334,355.90	715,526,959.12	1,736,558,647.05	1,867,395.60	239,574.00	468,261.34	2,575,230.94	29,836,997.60	48,674,249.77	-	1,660,622,630.62	1,739,133,877.99
2,777,951,064.64	2,868,743,809.17	14,730,370,539.27	37,224,985,867.91	8,712,677.58	883,859.32	87,687,289.84	97,283,826.74	596,588,334.92	1,251,929,432.44	-	35,670,176,542.63	37,518,694,309.99

	Previous Report (August 2017)	This Month (September 2017)	As of Date
Total Disbursement Program	224,601,842,598.59	34,763,044,000.00	259,364,886,598.59
Less: Actual Disbursements	229,286,860,554.53	37,518,694,309.99	266,805,554,864.52
(Over)/Under Spending	(4,685,017,955.94)	(2,755,650,309.99)	(7,440,668,265.93)

Approval by:

MARICHU A. PALAFOX, CESO III
Director IV, Finance Service

Approved by:

ARDELIZA R. MEDENILLA, MNSA, CESO II
Undersecretary for Support Services

Date:



REPUBLIC OF THE PHILIPPINES
DEPARTMENT OF BUDGET AND MANAGEMENT
 GENERAL SOLANO STREET, SAN MIGUEL, MANILA

ACKNOWLEDGEMENT RECEIPT

The **DEPARTMENT OF BUDGET AND MANAGEMENT** hereby acknowledges the receipt of your letter/request which has been uploaded to the DBM-Document Management System and routed to the appropriate office/s with the following information:

Sender: DPWH-CO - PERSONAL DELIVERY

Document Title: DPWH-CO-SUBMISSION OF CONSOLIDATED MONTHLY REPORT OF DISBURSEMENT (FAR 4) FOR THE MONTHS OF AUGUST 2017

Document Reference No: 2017-BA-0086265

Date and Time Uploaded: Tuesday, October 03, 2017 10:33:24 AM

Uploaded By: RECEIVING Edward

Routed To: BMB-A Elsa Abundo

CC:

Total no of pages received: 1 copy and 7 pages

The determination of the completeness of the documentary requirements submitted, if any, is subject to the evaluation of the technical person in charge.

This receipt is system generated and does not require signature.

Received by:



DOCUMENT
 MANAGEMENT
 SYSTEM



Republic of the Philippines
DEPARTMENT OF PUBLIC WORKS AND HIGHWAYS
CENTRAL OFFICE
Manila

September 27, 2017

SECRETARY BENJAMIN E. DIOKNO
Department of Budget and Management
Boncodin Hall, Gen. Solano St.
San Miguel, Manila

Attention: Director Carmencita P. Mahinay
Budget and Management Bureau for Economic Development Sector
(BMB-EDS)

Dear Secretary Diokno:

In compliance with the provision 4.8 of Joint Circular No. 2014-1 dated July 02, 2014, we are submitting the **Consolidated Monthly Report of Disbursements (MRD) – FAR No. 4** for All Funds for the month of August 2017.

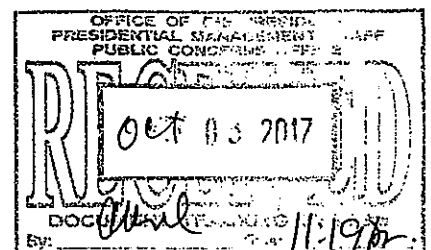
Please acknowledge receipt hereof.

Very truly yours,


ARDELIZA R. MEDENILLA, MNSA, CESO II
Undersecretary for Support Services

cc: - Presidential Management Staff (Office of the President)
Malacañang, Manila

8.1.2 FKK/JJC/MZP





Republic of the Philippines
DEPARTMENT OF PUBLIC WORKS AND HIGHWAYS
CENTRAL OFFICE
Manila

September 27, 2017

AUDITOR RENATO ROSALES
Supervising Auditor
Office of the Auditor
Commission on Audit - DPWH

COA-DPWH (OSEC) FAPs/Other Funds
RECEIVED BY: <u>Cona</u>
Date & Time: <u>10/2/17</u>

Dear Auditor Rosales:

In compliance with the provision 4.8 of Joint Circular No. 2014-1 dated July 02, 2014, we are submitting the **Consolidated Monthly Report of Disbursements (MRD) – FAR No. 4** for All Funds for the month of August 2017.

Please acknowledge receipt hereof.

Very truly yours,


ARDELIZA R. MEDENILLA, MNSA, CESO II
Undersecretary for Support Services

8.1.2 FKK/JJC/MZP



Republic of the Philippines
DEPARTMENT OF PUBLIC WORKS AND HIGHWAYS
CENTRAL OFFICE
Manila

September 27, 2017

ASSISTANT COMMISSIONER LOURDES M. CASTILLO
Government Accountancy Sector
Commission on Audit
Commonwealth Avenue, Quezon City

MARK
10.2.17

Attention: MR. USMIN P. DIAMEL, DIRECTOR IV
Government Accountancy Office

Dear Assistant Commissioner Castillo:

In compliance with the provision 4.8 of Joint Circular No. 2014-1 dated July 02, 2014, we are submitting the **Consolidated Monthly Report of Disbursements (MRD) – FAR No. 4** for All Funds for the month of August 2017.

Please acknowledge receipt hereof.

Very truly yours,


ARDELIZA R. MEDENILLA, MNSA, CESO II
Undersecretary for Support Services

8.1.2 FKK/JJC/MZP

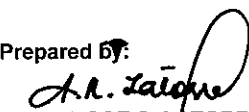
Department : DEPARTMENT OF PUBLIC WORKS AND HIGHWAYS
 Agency : DEPARTMENT OF PUBLIC WORKS AND HIGHWAYS
 Operating Unit : CENTRAL OFFICE
 Organizational Code (UACS) : 180010100000
 Funding Source Code (as clustered) : FUND 102 (F101151, F101152, F101163, F101167 AND F101168)
 (e.g. Old Fund Code: 101, 102, 151)


PARTICULARS	CURRENT YEAR BUDGET					PRIOR YEAR'S ACCOUNTS PAYABLE					PRIOR YEARS BUDGET	
	PS	MOOE	Fin. Exp	CO	TOTAL	PS	MOOE	Fin. Exp	CO	Sub-Total	PS	MOOE
	2	3	4	5	6=(2+3+4+5)	7	8	9	10	11=(7+8+9+10)	12	13
Notice of Cash Allocation (NCA)												
MDS Checks Issued	-	-	-	2,266,300.03	2,266,300.03	-	-	-	61,329,475.06	61,329,475.06	-	-
Advice to Debit Account	-	-	-	124,281.85	124,281.85	-	-	-	178,973,949.52	178,973,949.52	-	-
Working fund (NCA Issued to BTr)	-	-	-	-	-	-	-	-	11,715,640.51	11,715,640.51	-	-
Tax Remittance Advices Issued (TRA)	-	-	-	378,556.77	378,556.77	-	-	-	69,194,802.22	69,194,802.22	-	-
Cash Disbursement Ceiling (CDC)	-	-	-	-	-	-	-	-	-	-	-	-
Non-Cash Availment Authority (NCAA)	-	-	-	167,070,883.35	167,070,883.35	-	-	-	928,076,839.94	928,076,839.94	-	-
Others (CDT, BTr Docs Stamps, etc.)	-	-	-	-	-	-	-	-	-	-	-	-
TOTAL				169,840,022.00	169,840,022.00				1,249,290,707.25	1,249,290,707.25		

SUMMARY:

	Previous Report (JULY 2017)	This Month (AUGUST 2017)	As of Date
Total Disbursement Authorities Received			
NCA	1,570,000,000.00	259,589,543.00	1,829,589,543.00
Working Fund	795,624,943.40	65,832.93	795,690,776.33
TRA	369,790,764.60	70,311,130.85	440,101,895.45
CDC	-	-	-
NCAA	4,734,357,873.62	1,118,155,223.29	5,852,513,096.91
Others (CDC,BTr, Docs Tamps,etc)	-	-	-
Less: Notice of transfer Allocations (NTA)* issued	(125,340,649.41)	(5,219,876.43)	(130,560,525.84)
Total Disbursements Authorities Available	7,344,432,932.21	1,442,901,853.64	8,787,334,785.85
Less: Lapsed NCA	(205,229,373.88)	-	(205,229,373.88)
Disbursements*	(7,075,669,245.79)	(1,451,873,311.63)	(8,527,542,557.42)
Add/ (Deduct) Adjustments	(38,457,723.00)	(52,819.55)	(38,510,542.55)
Balance of Disbursements Authorities as of Date	<u>25,076,589.54</u>	<u>(9,024,277.54)</u>	<u>16,052,312.00</u>


*Amounts should Tally


Prepared by:

 APRIL ROSE S. LATORRE
 Accountant II
 Date: 09/20/2017

Certified Correct by:

 MARY ANTOINETTE Z. PUNO
 Department Chief Accountant
 Date: _____

YEAR'S ACCOUNTS PAYABLE			TOTAL	SUB-TOTAL	TRUST LIABILITIES				GRAND TOTAL				REMARKS	
Exp	CO	Sub-Total			PS	MOOE	CO	TOTAL	PS	MOOE	Fin. Exp	CO		TOTAL
14	15	16=(12+13+14+15)	17=(11+16)	18=(6+17)	19	20	21	22=(19+20+21)	23	24	25	26	27=(23+24+25+26)	
-	7,683,489.28	7,683,489.28	69,012,964.34	71,279,264.37	-	-	-	-	-	-	-	71,279,264.37	71,279,264.37	
-	1,313,821.24	1,313,821.24	180,287,770.76	180,412,052.61	-	-	-	-	-	-	-	180,412,052.61	180,412,052.61	
-	-	-	11,715,640.51	11,715,640.51	-	-	-	-	-	-	-	11,715,640.51	11,715,640.51	
-	737,771.86	737,771.86	69,932,574.08	70,311,130.85	-	-	-	-	-	-	-	70,311,130.85	70,311,130.85	
-	-	-	-	-	-	-	-	-	-	-	-	-	-	
-	23,007,500.00	23,007,500.00	951,084,339.94	1,118,155,223.29	-	-	-	-	-	-	-	1,118,155,223.29	1,118,155,223.29	
-	-	-	-	-	-	-	-	-	-	-	-	-	-	
	32,742,582.38	32,742,582.38	1,282,033,289.63	1,451,873,311.63	-	-	-	-	-	-	-	1,451,873,311.63	1,451,873,311.63	

	Previous Report (JULY 2017)	This month (AUGUST 2017)	As of Date
Total Disbursement Program	4,340,627,000.00	657,885,543.00	4,998,512,543.00
Less: NTA Issued Ros/DEOs	(125,340,649.41)	(5,219,876.43)	(130,560,525.84)
Net Disbursement Program for CO	4,215,286,350.59	652,665,666.57	4,867,952,017.16
Less: *Actual Disbursement (Over)/Under spending	(7,075,669,245.79)	(1,451,873,311.63)	(8,527,542,557.42)
	<u>(2,860,382,895.20)</u>	<u>(799,207,645.06)</u>	<u>(3,659,590,540.26)</u>

Recommending Approval by:

MARICHU A. PALAFOX, CESO III
 Director IV, FS
 Date: _____

Approved By:

ARDELIZA R. MEDENILLA, MNSA, CESO II
 Undersecretary for Support Services
 Date: _____

MONTHLY REPORT
For the month


Department : DEPARTMENT OF PUBLIC WORKS AND HIGHWAYS
 Agency : DEPARTMENT OF PUBLIC WORKS AND HIGHWAYS
 Operating Unit : CENTRAL OFFICE
 Organizational Code (UACS) : 180010100000
 Funding Source Code (as clustered) : FUND MVUC (F104358, F104359 & 104360)
 (e..g. Old Fund Code: 101, 102, 151)


PARTICULARS	CURRENT YEAR BUDGET					PRIOR YEARS BUDGET						
	PS	MOOE	Fin. Exp	CO	TOTAL	PRIOR YEAR'S ACCOUNTS PAYABLE					CURRE	
						PS	MOOE	Fin. Exp	CO	Sub-Total	PS	MOOE
1	2	3	4	5	6=(2+3+4+5)	7	8	9	10	11=(7+8+9+10)	12	13
Notice of Cash Allocation (NCA)	-	-	-	-	-	-	-	-	-	-	-	-
MDS Checks Issued	-	-	-	-	-	-	-	-	-	-	-	-
Advice to Debit Account	-	-	-	28,845,807.61	28,845,807.61	-	-	-	260,157,110.33	260,157,110.33	-	-
Working fund (NCA Issued to BTr)	-	-	-	-	-	-	-	-	-	-	-	-
Tax Remittance Advices Issued (TRA)	-	-	-	-	-	-	-	-	12,818,110.41	12,818,110.41	-	-
Cash Disbursement Ceiling (CDC)	-	-	-	-	-	-	-	-	-	-	-	-
Non-Cash Availment Authority (NCAA)	-	-	-	-	-	-	-	-	-	-	-	-
Others (CDT, BTr Docs Stamps, etc.)	-	-	-	-	-	-	-	-	-	-	-	-
TOTAL				28,845,807.61	28,845,807.61				272,975,220.74	272,975,220.74		

SUMMARY:

	Previous Report (JULY 2017)	This Month (AUGUST 2017)	As of Date
Total Disbursement Authorities Received			
NCA	3,033,791,056.00	690,000,000.00	3,723,791,056.00
Working Fund	-	-	-
TRA	58,832,317.65	12,818,110.41	71,650,428.06
CDC	-	-	-
NCAA	-	-	-
Others (CDC,BTr, Docs Tamps,etc)	-	-	-
Less: Notice of transfer Allocations (NTA)* issued	<u>(2,012,827,474.74)</u>	<u>(361,730,424.89)</u>	<u>(2,374,557,899.63)</u>
Total Disbursements Authorities Available	1,079,795,898.91	341,087,685.52	1,420,883,584.43
Less: Lapsed NCA	(117,155,955.74)	-	(117,155,955.74)
Disbursements*	<u>(946,812,641.64)</u>	<u>(301,821,028.35)</u>	<u>(1,248,633,669.99)</u>
Balance of Disbursements Authorities as of to Date	<u>15,827,301.53</u>	<u>39,266,657.17</u>	<u>55,093,958.70</u>

*Amounts should Tally

Prepared by:

 JACQUELINE TOLENTINO
 Accountant I
 Date: September 20, 2017

Certified Correct by:

 MARY ANTOINETTE Z. PUNO
 Department Chief Accountant
 Date: _____

T OF DISBURSEMENT
of AUGUST 2017

CURRENT YEAR'S ACCOUNTS PAYABLE			TOTAL	SUB-TOTAL	TRUST LIABILITIES				GRAND TOTAL				REMARKS	
Fin. Exp	CO	Sub-Total			PS	MOOE	CO	TOTAL	PS	MOOE	Fin. Exp	CO		TOTAL
14	15	16=(12+13+14+15)	17=(11+16)	18=(6+17)	19	20	21	22=(19+20+21)	23	24	25	26	27=(23+24+25+26)	
-	-	-	-	-	-	-	-	-	-	-	-	-	-	-
-	-	-	260,157,110.33	289,002,917.94	-	-	-	-	-	-	-	289,002,917.94	289,002,917.94	
-	-	-	12,818,110.41	12,818,110.41	-	-	-	-	-	-	-	12,818,110.41	12,818,110.41	
-	-	-	-	-	-	-	-	-	-	-	-	-	-	
-	-	-	-	-	-	-	-	-	-	-	-	-	-	
-	-	-	272,975,220.74	301,821,028.35	-	-	-	-	-	-	-	301,821,028.35	301,821,028.35	

	Previous Report (JULY 2017)	This Month (AUGUST 2017)	As of Date
Total Disbursement Program	3,113,230,055.59	706,116,000.00	3,819,346,055.59
Less: NTA Issued Ros/DEOs	<u>(2,012,827,474.74)</u>	<u>(361,730,424.89)</u>	<u>(2,374,557,899.63)</u>
Net Disbursement Program for CO	1,100,402,580.85	344,385,575.11	1,444,788,155.96
Less: *Actual Disbursement (Over)/Under spending	<u>153,589,939.21</u>	<u>42,564,546.76</u>	<u>196,154,485.97</u>

Recommending Approval by:



MARICHU A. PALAFOX, CESO III
Director IV, FS
Date: _____

Approved By:



ARDELIZA R. MEDENILLA, MNSA, CESO II
Undersecretary for Support Services
Date: _____

MONTHLY REPORT OF D
For the month of Au

Department : DEPARTMENT OF PUBLIC WORKS AND HIGHWAYS
 Agency : DEPARTMENT OF PUBLIC WORKS AND HIGHWAYS
 Operating Unit : CENTRAL OFFICE
 Organizational Code (UACS) : 180010100000
 Funding Source Code (as clustered) : FUND 308601 - Trust Fund
 (e.g. Old Fund Code: 101, 102, 151)

PARTICULARS	CURRENT YEAR BUDGET					PRIOR YEARS BUDGET										
	PS	MOOE	Fin. Exp	CO	TOTAL	PRIOR YEAR'S ACCOUNTS PAYABLE					CURRENT YEAR'S ACCOUNTS PAYABLE					
						PS	MOOE	in. Exp	CO	Sub-Total	PS	MOOE	Fin. Exp	CO	Su	
1	2	3	4	5	6=(2+3+4+5)	7	8	9	10		12	13	14	15	16=(1	
Notice of Cash Allocation (NCA)																
MDS Checks Issued					-					-						
Advice to Debit Account					-					-						
Working fund (NCA Issued to BTr)					-					-						
Tax Remittance Advices Issued (TRA)					-					-						
Cash Disbursement Ceiling (CDC)					-					-						
Non-Cash Availment Authority (NCAA)					-					-						
Others (CDT, BTr Docs Stamps, etc.)					-					-						
TOTAL					-					-						

SUMMARY:

	Previous Report (July 2017)	This Month (August 2017)	As of Date	Total Less (Ove
Total Disbursement Authorities Received				
NCA	1,020,000,000.00		1,020,000,000.00	
Working Fund			-	
TRA			-	
CDC			-	
NCAA			-	
Others (CDC,BTr, Docs Tamps,etc)			-	
Less: Notice of transfer Allocations (NTA)* issued			-	
Funding Check Transfer to RO/OUs/NGAs	(795,018,299.59)	(153,689,703.23)	(948,708,002.82)	
Adjustments	-	-	-	
Total Disbursements Authorities Available	224,981,700.41	(153,689,703.23)	71,291,997.18	
Less: Lapsed NCA	-	-	-	
Disbursements*	(985,856.15)	-	(985,856.15)	
Balance of Disbursements Authorities as of to Dai	223,995,844.26	(153,689,703.23)	70,306,141.03	

Notes: The use of NTA is discourage
 *Amounts should Tally

Prepared by:

Jac
JACQUELINE TOLENTINO

Accountant I
 Date: September 20, 2017

Certified Correct by:


Mary
MARY ANTONETTE Z. PUNO


Department Chief Accountant
 Date: 9/27/17

DISBURSEMENT
August 2017

-	TOTAL	SUB-TOTAL	TRUST LIABILITIES				GRAND TOTAL					REMARKS
			PS	MOOE	CO	TOTAL	PS	MOOE	Fin. Exp	CO	TOTAL	
+13+14+15)	17=(11+16)	18=(6+17)	19	20	21	22=(19+20+21)	23	24	25	26	27=(23+24+25+26)	
-	-	-	-	-	-	-	-	-	-	-	-	-
-	-	-	-	-	-	-	-	-	-	-	-	-
-	-	-	-	-	-	-	-	-	-	-	-	-
-	-	-	-	-	-	-	-	-	-	-	-	-
-	-	-	-	-	-	-	-	-	-	-	-	-
-	-	-	-	-	-	-	-	-	-	-	-	-

	Previous Report (July 2017)	This Month (August 2017)	As of Date
Disbursement Program	-	-	-
*Actual Disbursement	<u>(985,856.15)</u>	<u>-</u>	<u>(985,856.15)</u>
)/Under spending	<u>(985,856.15)</u>	<u>-</u>	<u>985,856.15</u>

Recommending Approval by:

MARICHU A. PALAFOX
 Director IV, FS
 Date: _____

Approved by:

ARDELIZA R. MEDENILLA, MNSA, CESO II
 Undersecretary for Support Services
 Date: _____

CONSOLIDATED MONTHLY REPORT OF DISBURSEMENTS
For the month of August 2017

Department : **Department of Public Works and Highways**
 Agency : **National Government**
 Operating Unit : **Central Office**
 Organization Code (UACS) : **180010100000**
 Funding Source Code (as clustered) : **101101/101407 (Cluster 01)**

PARTICULARS	CURRENT YEAR BUDGET					PRIOR YEAR'S ACCOUNTS PAYABLE					PRIOR YEAR'S BUDGET	
	PS	MOOE	Fin. Exp.	CO	TOTAL	PS	MOOE	Fin. Exp.	CO	Sub-Total	PS	MOOE
	(2)	(3)	(4)	(5)	(6=2+3+4+5)	(7)	(8)	(9)	(10)	(11=7+8+9+10)	(12)	(13)
NOTICE OF CASH ALLOCATION												
MDS Checks Issued	32,569,162.71	10,019,164.46	-	421,380.67	43,009,707.84	-	874,394.33	-	54,156,285.29	55,030,679.62	-	2,692,645.66
Advice to Debit Account	45,177,157.81	14,637,278.03	-	7,711,705.28	67,526,141.12	-	661,079.83	-	172,590,961.75	173,252,041.58	-	5,999,254.44
Working Fund (NCA Issued to BTr)	-	-	-	-	-	-	-	-	-	-	-	-
Tax Remittance Advice Issued (TRA)	12,097,575.41	1,230,748.78	-	405,970.39	13,734,294.58	-	76,644.59	-	11,318,295.30	11,394,939.89	-	433,864.11
Cash Disbursement Ceiling (CDC)	-	-	-	-	-	-	-	-	-	-	-	-
Non-Cash Availment Authority (NCAA)	-	-	-	-	-	-	-	-	-	-	-	-
Others (CDT, BTr Docs Stamps, etc.)	-	-	-	-	-	-	-	-	-	-	-	-
TOTAL	89,843,895.93	25,887,191.27	-	8,539,056.34	124,270,143.54	-	1,612,118.75	-	238,065,542.34	239,677,661.09	-	9,125,764.21

SUMMARY:

	Previous Report (July 2017)	This Month (August 2017)	As of Date
Total Disbursement Authorities Received	67,272,484,636.61	16,975,829,988.15	84,248,314,624.76
NCA/NTA	67,060,184,846.00	16,949,252,000.00	84,009,436,846.00
NCA-forwarded from previous month	-	-	-
Working Fund	-	-	-
TRA	212,299,790.61	26,577,988.15	238,877,778.76
CDC	-	-	-
NCAA	-	-	-
Others (CDT, BTr, Docs Stamp, etc.)	-	-	-
Less: Notice of Transfer Allocations (NTA) Issued	(62,761,410,996.53)	(16,516,468,311.56)	(79,277,879,308.09)
Total Disbursements Authorities Available	4,511,073,640.08	459,361,676.59	4,970,435,316.67
Less: Lapsed NCA (Adjusted)	(5,359,805.89)	-	(5,359,805.89)
Disbursements *	(4,501,693,031.76)	(394,420,443.90)	(4,896,113,475.66)
Balance of Disbursements Authorities as of to date	4,020,802.43	64,941,232.69	68,962,035.12

* Amounts should tally

Prepared by:


FARHA K. KARIM
 Accountant III

Date:

09/27/17

Certified correct by:


MARY ANTOINETTE Z. PUNO
 Department Chief Accountant


Date:


Recommending appr


Date:

FAR'S ACCOUNTS PAYABLE			TOTAL	SUB-TOTAL	TRUST LIABILITIES				TOTAL			REMARKS		
Fin. Exp.	CO	Sub-Total			PS	MOOE	CO	TOTAL	PS	MOOE	Fin. Exp.		CO	TOTAL
(14)	(15)	(16=12+13+14+15)	(17=11+16)	(18=6+17)	(19)	(20)	(21)	22=19+20+21	(23)	(24)	(25)	(26)	(27=23+24+25+26)	(28)
-	2,362,506.25	5,055,151.91	60,085,831.53	103,095,539.37	-	-	-	-	32,569,162.71	13,586,204.45	-	56,940,172.21	103,095,539.37	
-	17,969,479.24	23,968,733.68	197,220,775.26	264,746,916.38	-	-	-	-	45,177,157.81	21,297,612.30	-	198,272,146.27	264,746,916.38	
-	-	-	-	-	-	-	-	-	-	-	-	-	-	
-	1,014,889.57	1,448,753.68	12,843,693.57	26,577,988.15	-	-	-	-	12,097,575.41	1,741,257.48	-	12,739,155.26	26,577,988.15	
-	-	-	-	-	-	-	-	-	-	-	-	-	-	
-	-	-	-	-	-	-	-	-	-	-	-	-	-	
-	-	-	-	-	-	-	-	-	-	-	-	-	-	
-	21,346,875.06	30,472,639.27	270,150,300.36	394,420,443.90	-	-	-	-	89,843,895.93	36,625,074.23	-	267,951,473.74	394,420,443.90	

	Previous Report (July 2017)	This Month (August 2017)	As of Date
Total Disbursement Program	67,259,239,000.00	16,974,252,000.00	84,233,491,000.00
Less: Actual Disbursements	(4,501,693,031.76)	(394,420,443.90)	(4,896,113,475.66)
	<u>62,757,545,968.24</u>	<u>16,579,831,556.10</u>	<u>79,337,377,524.34</u>
Less: Notice of Transfer Allocations (NTA) Issued (Over)/Under Spending			<u>(79,277,879,308.09)</u>
			<u>59,498,216.25</u>

Prepared by: 
MARICHU A. PALAFOX, CESO III
 Director IV, Finance Service

Approved by: 
ARDELIZA R. MEDENILLA, MNSA, CESO II
 Undersecretary for Support Services

Date: 

Region XII	2,869,580.84	1,508,348.23	-	45,884,693.05	50,262,622.12	-	582,778.70	-	11,093,295.75	-	162,192.06
Region XIII	2,814,724.95	1,276,399.82	-	43,090,867.92	47,181,992.69	-	405,256.25	-	33,580,968.82	-	361,735.12
NCAA				167,070,883.35	167,070,883.35				18,279,085.06		18,684,341.31
Central Office	-	-	-	167,070,883.35	167,070,883.35	-	-	-	928,076,839.94	-	928,076,839.94
NCR	-	-	-	-	-	-	-	-	928,076,839.94	-	928,076,839.94
CAR	-	-	-	-	-	-	-	-	-	-	-
NIR	-	-	-	-	-	-	-	-	-	-	-
Region I	-	-	-	-	-	-	-	-	-	-	-
Region II	-	-	-	-	-	-	-	-	-	-	-
Region III	-	-	-	-	-	-	-	-	-	-	-
Region IV-A	-	-	-	-	-	-	-	-	-	-	-
Region IV-B	-	-	-	-	-	-	-	-	-	-	-
Region V	-	-	-	-	-	-	-	-	-	-	-
Region VI	-	-	-	-	-	-	-	-	-	-	-
Region VII	-	-	-	-	-	-	-	-	-	-	-
Region VIII	-	-	-	-	-	-	-	-	-	-	-
Region IX	-	-	-	-	-	-	-	-	-	-	-
Region X	-	-	-	-	-	-	-	-	-	-	-
Region XI	-	-	-	-	-	-	-	-	-	-	-
Region XII	-	-	-	-	-	-	-	-	-	-	-
Region XIII	-	-	-	-	-	-	-	-	-	-	-
TOTAL - CO/R O s	608,750,061.26	867,024,195.55	-	20,911,666,284.54	22,387,440,541.35	-	175,546,640.61	-	12,235,005,683.90	-	12,410,552,324.51
Central Office	89,843,895.93	25,887,191.27	-	207,224,885.95	322,955,973.15	-	1,612,118.75	-	1,760,331,470.33	-	1,761,943,589.08
NCR	27,154,256.15	67,563,808.05	-	902,849,714.87	997,567,779.07	-	15,747,604.30	-	797,435,394.35	-	813,182,998.65
CAR	29,399,470.66	40,681,788.42	-	814,445,160.36	884,526,419.44	-	770,715.98	-	582,899,592.61	-	583,670,308.59
NIR	889,287.11	-	-	299,655.20	1,188,942.31	-	-	-	4,505,366.00	-	4,505,366.00
Region I	29,131,504.45	35,634,811.89	-	1,367,148,646.64	1,431,914,962.98	-	3,783,651.94	-	664,922,947.72	-	668,706,599.66
Region II	31,246,783.62	55,748,722.49	-	627,053,680.42	714,049,186.53	-	6,868,107.21	-	280,588,861.74	-	287,456,968.95
Region III	44,753,959.59	66,819,302.02	-	2,228,695,095.03	2,340,268,356.64	-	3,829,675.28	-	854,192,516.78	-	858,022,192.06
Region IV-A	36,459,692.00	62,573,705.38	-	1,647,522,560.03	1,746,555,957.41	-	74,288,085.91	-	1,077,289,225.30	-	1,151,577,311.21
Region IV-B	26,905,198.38	71,896,531.03	-	1,064,665,373.65	1,163,467,103.05	-	10,427,424.47	-	631,316,980.45	-	641,744,404.92
Region V	41,302,588.20	47,056,645.57	-	1,652,286,972.91	1,740,646,206.68	-	1,990,753.14	-	635,997,487.90	-	637,988,241.04
Region VI	38,964,878.03	72,300,714.83	-	929,231,564.74	1,040,497,157.60	-	4,344,556.95	-	750,862,537.11	-	755,207,094.06
Region VII	33,898,561.68	63,446,932.84	-	629,477,006.19	726,822,500.71	-	7,163,679.78	-	711,197,559.17	-	718,361,238.95
Region VIII	32,646,276.36	45,318,410.75	-	1,643,416,151.20	1,721,380,838.31	-	1,148,114.93	-	495,889,956.19	-	497,038,071.12
Region IX	27,689,858.02	28,805,448.38	-	816,410,334.67	872,905,641.07	-	14,794,718.93	-	635,037,121.36	-	649,831,840.29
Region X	29,195,551.58	42,442,095.73	-	1,777,180,130.64	1,848,817,777.95	-	4,339,027.04	-	1,004,423,757.08	-	1,008,762,784.12
Region XI	28,385,201.79	63,716,765.65	-	2,600,249,397.62	2,692,351,365.06	-	3,712,280.93	-	177,496,044.93	-	181,208,325.86
Region XII	24,302,361.07	41,295,317.99	-	866,704,567.85	932,302,246.91	-	10,257,059.50	-	503,427,637.03	-	513,684,696.53
Region XIII	36,580,736.64	35,836,003.26	-	1,136,805,386.57	1,209,222,126.47	-	10,469,065.57	-	667,191,227.85	-	677,660,293.42
TOTAL	608,750,061.26	867,024,195.55	-	20,911,666,284.54	22,387,440,541.35	-	175,546,640.61	-	12,235,005,683.90	-	12,410,552,324.51

SUMMARY:

	Previous Report (July 2017)	This Month (August 2017)	As of Date
Total Disbursement Authorities Received	262,400,185,514.17	54,240,260,722.88	316,640,446,237.05
NCA/NTA (Adj)	243,799,358,698.26	50,887,165,660.48	294,686,524,358.74
Trust Fund	1,020,000,000.00	-	1,020,000,000.00
Working Fund (Adj)	795,624,943.40	-	795,624,943.40
TRA (Adj)	12,050,843,998.89	2,234,939,839.11	14,285,783,838.00
CDC	-	-	-
NCAA	4,734,357,873.62	1,118,155,223.29	5,852,513,096.91
Others (CDT, BTr, Docs Stamp, etc.)	-	-	-
Less: Notice of Transfer Allocations (NTA) Issued (Adj)	(64,899,579,120.68)	(16,883,418,612.88)	(81,782,997,733.56)
Fund Transfers- Trust Account	(795,018,299.59)	(153,689,703.23)	(948,708,002.82)
Total Disbursements Authorities Available	196,705,588,093.90	37,203,152,406.77	233,908,740,500.67
Less: Lapsed NCA	(2,328,622,129.54)	-	(2,328,622,129.54)
Disbursements (Adj)*	(191,821,675,943.98)	(37,466,738,342.82)	(229,288,414,286.80)
Balance of Disbursements Authorities as of date	2,555,290,020.38	(263,585,936.05)	2,291,704,084.33

* Amounts should tally

Prepared by:


FARHAN KARIM
 Accountant III

Date:

09/27/17

Certified correct by:


MARY ANTOINETTE Z. PUNO
 Department Chief Accountant

Date:

Recommending approval

Date:



In following-up, pls. cite DMS ref #

2017-BA-0066289

REPUBLIC OF THE PHILIPPINES
DEPARTMENT OF BUDGET AND MANAGEMENT
GENERAL SOLANO STREET, SAN MIGUEL, MANILA

ACKNOWLEDGEMENT RECEIPT

The **DEPARTMENT OF BUDGET AND MANAGEMENT** hereby acknowledges the receipt of your letter/request which has been uploaded to the DBM-Document Management System and routed to the appropriate office/s with the following information:

Sender: DPWH - PERSONAL DELIVERY

Document Title: DPWH-SUBMISSION THE CONSOLIDATED MONTHLY REPORT OF DISBURSEMENT (FAR 4) FOR THE MONTH OF JUNE 2017

Document Reference No: 2017-BA-0066289

Date and Time Uploaded: Wednesday, July 26, 2017 10:22:01 AM

Uploaded By: RECEIVING Edward

Routed To: BMB-A Elsa Abundo

CC:

Total no of pages received: 1 copy and 8 pages

The determination of the completeness of the documentary requirements submitted, if any, is subject to the evaluation of the technical person in charge.

This receipt is system generated and does not require signature.

Received by:



DOCUMENT
MANAGEMENT
SYSTEM



Republic of the Philippines
DEPARTMENT OF PUBLIC WORKS AND HIGHWAYS
CENTRAL OFFICE
Manila

July 24, 2017

SECRETARY BENJAMIN E. DIOKNO
Department of Budget and Management
Boncodin Hall, Gen. Solano St.
San Miguel, Manila


Attention: Director Carmencita P. Mahinay
Budget and Management Bureau for Economic Development Sector
(BMB-EDS)

Dear Secretary Diokno:

In compliance with the provision 4.8 of Joint Circular No. 2014-1 dated July 02, 2014, we are submitting the **Consolidated Monthly Report of Disbursements (MRD) – FAR No. 4** for All Funds for the month of June 2017.


Please acknowledge receipt hereof.

Very truly yours,


ARDELIZA R. MEDENILLA, MNSA, CESO II
Undersecretary for Support Services

cc: - Presidential Management Staff (Office of the President)
Malacañang, Manila

8.1.2 FKK/JJC/MZP



Dante Villanueva 9:25 am



Republic of the Philippines
DEPARTMENT OF PUBLIC WORKS AND HIGHWAYS
CENTRAL OFFICE
Manila

July 24, 2017

ASSISTANT COMMISSIONER LOURDES M. CASTILLO
Government Accountancy Sector
Commission on Audit
Commonwealth Avenue, Quezon City

Attention: MR. USMIN P. DIAMEL, DIRECTOR IV
Government Accountancy Office

Dear Assistant Commissioner Castillo:

In compliance with the provision 4.8 of Joint Circular No. 2014-1 dated July 02, 2014, we are submitting the **Consolidated Monthly Report of Disbursements (MRD) – FAR No. 4** for All Funds for the month of June 2017.

Please acknowledge receipt hereof.

Very truly yours,

ARDELIZA R. MEDENILLA, MNSA, CESO II
Undersecretary for Support Services

8.1.2 FKK/JJC/MZP

7-25-17



Republic of the Philippines
DEPARTMENT OF PUBLIC WORKS AND HIGHWAYS
CENTRAL OFFICE
Manila

July 24, 2017

AUDITOR RENATO ROSALES

Supervising Auditor
Office of the Auditor
Commission on Audit - DPWH

COA-DPWH-OSEC
F301/PMO-ARROW

Received by: ARZA
Date: 7-29-17 3:45PM

Dear Auditor Rosales:

In compliance with the provision 4.8 of Joint Circular No. 2014-1 dated July 02, 2014, we are submitting the **Consolidated Monthly Report of Disbursements (MRD) – FAR No. 4** for All Funds for the month of June 2017.

Please acknowledge receipt hereof.

Very truly yours,


ARDELIZA R. MEDENILLA, MNSA, CESO II
Undersecretary for Support Services

8.1.2 FKK/JJC/MZP

CONSOLIDATED MONTHLY REPORT OF D
For the month of June 2017

Department : Department of Public Works and Highways
 Agency : National Government
 Operating Unit : Central Office
 Organization Code (UACS) : 180010100000
 Funding Source Code (as clustered) : 101101/101407 (Cluster 01)


PARTICULARS (1)	CURRENT YEAR BUDGET					PRIOR YEAR'S ACCOUNTS PAYABLE					PRIOR YEAR'S BUDGET	
	PS	MOOE	Fin. Exp.	CO	TOTAL	PS	MOOE	Fin. Exp.	CO	Sub-Total	PS	MOOE
	(2)	(3)	(4)	(5)	(6=2+3+4+5)	(7)	(8)	(9)	(10)	(11=7+8+9+10)	(12)	(13)
NOTICE OF CASH ALLOCATION												
MDS Checks Issued	20,579,202.36	4,130,391.28	-	1,728,170.00	26,437,763.64	-	19,077.19	-	10,006,240.97	10,025,318.16	-	3,086,782.68
Advice to Debit Account	42,893,503.57	2,241,210.75	-	5,010,506.67	50,145,220.99	-	2,206,478.38	-	153,876,856.16	156,083,334.54	-	4,699,307.64
Working Fund (NCA Issued to BTr)	-	-	-	-	-	-	-	-	-	-	-	-
Tax Remittance Advice Issued (TRA)	11,927,018.11	317,656.55	-	335,957.07	12,580,631.73	-	110,955.19	-	8,170,400.29	8,281,355.48	-	388,175.94
Cash Disbursement Ceiling (CDC)	-	-	-	-	-	-	-	-	-	-	-	-
Non-Cash Availment Authority (NCAA)	-	-	-	-	-	-	-	-	-	-	-	-
Others (CDT, BTr Docs Stamps, etc.)	-	-	-	-	-	-	-	-	-	-	-	-
TOTAL	75,399,724.04	6,689,258.58	-	7,074,633.74	89,163,616.36	-	2,336,510.76	-	172,053,497.42	174,390,008.18	-	8,174,266.26

SUMMARY:

	Previous Report (May 2017)	This Month (June 2017)	As of Date
Total Disbursement Authorities Received	38,839,589,962.03	13,029,067,676.58	51,868,657,638.61
NCA/NTA	38,681,020,000.00	13,007,243,821.00	51,688,263,821.00
NCA-forwarded from previous month	-	-	-
Working Fund	-	-	-
TRA	158,569,962.03	21,823,855.58	180,393,817.61
CDC	-	-	-
NCAA	-	-	-
Others (CDT, BTr, Docs Stamp, etc.)	-	-	-
Less: Notice of Transfer Allocations (NTA) Issued	(34,841,797,569.31)	(13,078,883,726.66)	(47,920,681,295.97)
Total Disbursements Authorities Available	3,997,792,392.72	(49,816,050.08)	3,947,976,342.64
Less: Lapsed NCA Disbursements *	(190,018.11)	(3,603,354.67)	(3,793,372.78)
	(3,660,374,178.96)	(283,808,790.90)	(3,944,182,969.86)
Balance of Disbursements Authorities as of to date	337,228,195.65	(337,228,195.65)	(0.00)

* Amounts should tally

Prepared by:


FARHA KARIM
 Accountant III

Certified correct by:


MARY ANTOINETTE Z. PUNO
 Department Chief Accountant

Recommending app

Date:

Date:



In following-up, pls. cite DMS ref #
2017-BA-0074738

REPUBLIC OF THE PHILIPPINES
DEPARTMENT OF BUDGET AND MANAGEMENT
GENERAL SOLANO STREET, SAN MIGUEL, MANILA

ACKNOWLEDGEMENT RECEIPT

The **DEPARTMENT OF BUDGET AND MANAGEMENT** hereby acknowledges the receipt of your letter/request which has been uploaded to the DBM-Document Management System and routed to the appropriate office/s with the following information:

Sender: DPWH-CO - PERSONAL DELIVERY

Document Title: DPWH-CO-SUBMISSION OF CONSOLIDATED MONTHLY REPORT OF DISBURSEMENT (MRD) FAR 4 FOR THE MONTH OF JULY 2017

Document Reference No: 2017-BA-0074738

Date and Time Uploaded: Tuesday, August 22, 2017 11:00:14 AM

Uploaded By: RECEIVING Edward

Routed To: BMB-A Elsa Abundo

cc:

Total no. of pages received: 1 copy and 8 pages

The determination of the completeness of the documentary requirements submitted, if any, is subject to the evaluation of the technical person in charge.

This receipt is system generated and does not require signature.

Received by:





Republic of the Philippines
DEPARTMENT OF PUBLIC WORKS AND HIGHWAYS
CENTRAL OFFICE
Manila

August 17, 2017

SECRETARY BENJAMIN E. DIOKNO
Department of Budget and Management
Boncodin Hall, Gen. Solano St.
San Miguel, Manila


Attention: Director Carmencita P. Mahinay
Budget and Management Bureau for Economic Development Sector
(BMB-EDS)

Dear Secretary Diokno:

In compliance with the provision 4.8 of Joint Circular No. 2014-1 dated July 02, 2014, we are submitting the **Consolidated Monthly Report of Disbursements (MRD) – FAR No. 4** for All Funds for the month of July 2017.

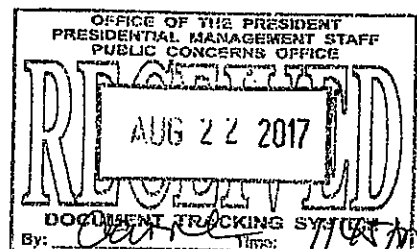
Please acknowledge receipt hereof.

Very truly yours,


ARDELIZA R. MEDENILLA, MNSA, CESO II
Undersecretary for Support Services

cc: - Presidential Management Staff (Office of the President)
Malacañang, Manila

8.1.2 FKK/JJC/MZP





Republic of the Philippines
DEPARTMENT OF PUBLIC WORKS AND HIGHWAYS
CENTRAL OFFICE
Manila

August 17, 2017

SECRETARY BENJAMIN E. DIOKNO
Department of Budget and Management
Boncodin Hall, Gen. Solano St.
San Miguel, Manila

Attention: Director Carmencita P. Mahinay
Budget and Management Bureau for Economic Development Sector
(BMB-EDS)

Dear Secretary Diokno:

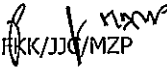
In compliance with the provision 4.8 of Joint Circular No. 2014-1 dated July 02, 2014, we are submitting the **Consolidated Monthly Report of Disbursements (MRD) – FAR No. 4** for All Funds for the month of July 2017.

Please acknowledge receipt hereof.

Very truly yours,


ARDELIZA R. MEDENILLA, MNSA, CESO II
Undersecretary for Support Services 

cc: - Presidential Management Staff (Office of the President)
Malacañang, Manila

8.1.2 /MZP



Republic of the Philippines
DEPARTMENT OF PUBLIC WORKS AND HIGHWAYS
CENTRAL OFFICE
Manila

August 17, 2017

ASSISTANT COMMISSIONER LOURDES M. CASTILLO

Government Accountancy Sector
Commission on Audit
Commonwealth Avenue, Quezon City

Attention: MR. USMIN P. DIAMEL, DIRECTOR IV
Government Accountancy Office

Dear Assistant Commissioner Castillo:



In compliance with the provision 4.8 of Joint Circular No. 2014-1 dated July 02, 2014, we are submitting the **Consolidated Monthly Report of Disbursements (MRD) – FAR No. 4** for All Funds for the month of July 2017.

Please acknowledge receipt hereof.

Very truly yours,


ARDELIZA R. MEDENILLA, MNSA, CESO II
Undersecretary for Support Services

8.1.2 FKK/JJC/MZP





Republic of the Philippines
DEPARTMENT OF PUBLIC WORKS AND HIGHWAYS
CENTRAL OFFICE
Manila

August 17, 2017

AUDITOR RENATO ROSALES
Supervising Auditor
Office of the Auditor
Commission on Audit - DPWH


COA-DPWH (OSEC)	
FAPs/Other Funds	
RECEIVED BY:	<u>Cara</u>
Date & Time:	<u>8/22/17</u>

Dear Auditor Rosales:

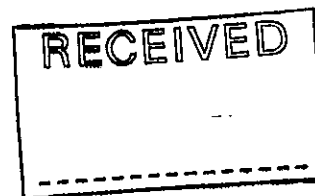
In compliance with the provision 4.8 of Joint Circular No. 2014-1 dated July 02, 2014, we are submitting the **Consolidated Monthly Report of Disbursements (MRD) – FAR No. 4** for All Funds for the month of July 2017.

Please acknowledge receipt hereof.

Very truly yours,


ARDELIZA R. MEDENILLA, MNSA, CESO II
Undersecretary for Support Services

8.1.2 FKK/JJC/MZP



CONSOLIDATED MONTHLY REPORT OF D
For the month of July 2017

Department : Department of Public Works and Highways
 Agency : National Government
 Operating Unit : Central Office
 Organization Code (UACS) : 180010100000
 Funding Source Code (as clustered) : 101101/101407 (Cluster 01)

PARTICULARS	CURRENT YEAR BUDGET					PRIOR YEAR'S ACCOUNTS PAYABLE					PRIOR YEAR'S BUDGET		
	PS	MOOE	Fin. Exp.	CO	TOTAL	PS	MOOE	Fin. Exp.	CO	Sub-Total	PS	MOOE	
	(1)	(2)	(3)	(4)	(5)	(6=2+3+4+5)	(7)	(8)	(9)	(10)	(11=7+8+9+10)	(12)	(13)
NOTICE OF CASH ALLOCATION													
MDS Checks Issued	24,240,716.46	31,752,336.44	-	126,416.07	56,119,468.97	-	939,081.84	-	29,794,900.15	30,733,981.99	-	-	6,209,332.36
Advice to Debit Account	43,524,886.32	8,192,414.51	-	58,320,774.67	110,038,075.50	-	5,005,316.93	-	251,616,092.29	256,621,409.22	-	-	5,343,908.59
Working Fund (NCA Issued to BTr)	-	-	-	-	-	-	-	-	-	-	-	-	-
Tax Remittance Advice Issued (TRA)	11,977,443.08	1,732,763.68	-	2,535,381.19	16,245,587.95	-	257,862.13	-	12,207,329.85	12,465,191.98	-	-	501,168.14
Cash Disbursement Ceiling (CDC)	-	-	-	-	-	-	-	-	-	-	-	-	-
Non-Cash Availment Authority (NCAA)	-	-	-	-	-	-	-	-	-	-	-	-	-
Others (CDT, BTr Docs Stamps, etc.)	-	-	-	-	-	-	-	-	-	-	-	-	-
TOTAL	79,743,045.86	41,677,514.63	-	60,982,571.93	182,403,132.42	-	6,202,260.90	-	293,618,322.29	299,820,583.19	-	-	12,054,409.09

SUMMARY:

	Previous Report (June 2017)	This Month (July 2017)	As of Date
Total Disbursement Authorities Received	51,868,657,638.61	15,403,826,998.00	67,272,484,636.61
NCA/NTA	51,688,263,821.00	15,371,921,025.00	67,060,184,846.00
NCA-forwarded from previous month	-	-	-
Working Fund	-	-	-
TRA	180,393,817.61	31,905,973.00	212,299,790.61
CDC	-	-	-
NCAA	-	-	-
Others (CDT, BTr, Docs Stamp, etc.)	-	-	-
Less: Notice of Transfer Allocations (NTA) Issued	(47,920,681,295.97)	(14,840,729,700.56)	(62,761,410,996.53)
Total Disbursements Authorities Available	3,947,976,342.64	563,097,297.44	4,511,073,640.08
Less: Lapsed NCA (Adjusted)	(5,359,805.89)	-	(5,359,805.89)
Disbursements *	(3,942,616,536.75)	(559,076,495.01)	(4,501,693,031.76)
Balance of Disbursements Authorities as of to date	(0.00)	4,020,802.43	4,020,802.43

* Amounts should tally

Prepared by:

[Signature]
FARHA K. KARIM
Accountant III

Date:

08/14/17

Certified correct by:

[Signature]
MARY ANTOINETTE Z. PUNO
Department Chief Accountant

Date:

Recommending app

Date:

DISBURSEMENTS

FAR No. 4

YEAR'S ACCOUNTS PAYABLE				SUB-TOTAL	TRUST LIABILITIES				TOTAL				REMARKS	
Fin. Exp.	CO	Sub-Total	TOTAL		PS	MOOE	CO	TOTAL	PS	MOOE	Fin. Exp.	CO		TOTAL
(14)	(15)	(16=12+13+14+15)	(17=11+16)	(18=6+17)	(19)	(20)	(21)	22=19+20+21	(23)	(24)	(25)	(26)	27=23+24+25+26	(28)
-	32,563,330.54	38,772,662.90	69,506,644.89	125,626,113.86	-	-	-	-	24,240,716.46	38,900,750.64	-	62,484,646.76	125,626,113.86	
-	29,541,014.84	34,884,923.43	291,506,332.65	401,544,408.15	-	-	-	-	43,524,886.32	18,541,640.03	-	339,477,881.80	401,544,408.15	
-	-	-	-	-	-	-	-	-	-	-	-	-	-	
-	2,694,024.93	3,195,193.07	15,660,385.05	31,905,973.00	-	-	-	-	11,977,443.08	2,491,793.95	-	17,436,735.97	31,905,973.00	
-	-	-	-	-	-	-	-	-	-	-	-	-	-	
-	-	-	-	-	-	-	-	-	-	-	-	-	-	
-	-	-	-	-	-	-	-	-	-	-	-	-	-	
-	64,798,370.31	76,852,779.40	376,673,362.59	559,076,495.01	-	-	-	-	79,743,045.86	59,934,184.62	-	419,399,264.53	559,076,495.01	

	Previous Report (June 2017)	This Month (July 2017)	As of Date
Total Disbursement Program	51,863,189,000.00	15,396,050,000.00	67,259,239,000.00
Less: Actual Disbursements	(3,942,616,536.75)	(559,076,495.01)	(4,501,693,031.76)
	<u>47,920,572,463.25</u>	<u>14,836,973,504.99</u>	<u>62,757,545,968.24</u>
Less: Notice of Transfer Allocations (NTA) Issued (Over)/Under Spending			<u>(62,761,410,996.53)</u> <u>(3,865,028.29)</u>

Approved by:

MARICHU A. PALAFOX, CESO III
Director IV, Finance Service

Approved by:

ARDELIZA R. MEDENILLA, MNSA, CESO II
Undersecretary for Support Services

Date:

Department : DEPARTMENT OF PUBLIC WORKS AND HIGHWAYS
 Agency : DEPARTMENT OF PUBLIC WORKS AND HIGHWAYS
 Operating Unit : CENTRAL OFFICE
 Organizational Code (UACS) : 180010100000
 Funding Source Code (as clustered) : FUND 102 (F101151, F101152, F101163, F101167 AND F101168)
 (e.g. Old Fund Code: 101, 102, 151)

PARTICULARS	CURRENT YEAR BUDGET					PRIOR YEAR'S ACCOUNTS PAYABLE					PRIOR YEARS BUDG	
	PS	MOOE	Fin. Exp	CO	TOTAL	PS	MOOE	Fin. Exp	CO	Sub-Total	PS	MOOE
	2	3	4	5	6=(2+3+4+5)	7	8	9	10	11=(7+8+9+10)	12	13
Notice of Cash Allocation (NCA)												
MDS Checks Issued	-	-	-	2,849,604.79	2,849,604.79	-	-	-	113,865,687.00	113,865,687.00	-	-
Advice to Debit Account	-	-	-	247,277.98	247,277.98	-	-	-	70,504,451.53	70,504,451.53	-	-
Working fund (NCA Issued to BTr)	-	-	-	-	-	-	-	-	3,176,504.72	3,176,504.72	-	-
Tax Remittance Advices Issued (TRA)	-	-	-	114,618.70	114,618.70	-	-	-	25,072,387.18	25,072,387.18	-	-
Cash Disbursement Ceiling (CDC)	-	-	-	-	-	-	-	-	-	-	-	-
Non-Cash Availment Authority (NCAA)	-	-	-	87,633,437.66	87,633,437.66	-	-	-	630,090,140.98	630,090,140.98	-	-
Others (CDT, BTr Docs Stamps, etc.)	-	-	-	-	-	-	-	-	-	-	-	-
TOTAL				90,844,939.13	90,844,939.13				842,709,171.41	842,709,171.41		

SUMMARY:

	Previous Report (JUNE 2017)	This Month (JULY 2017)	As of Date
Total Disbursement Authorities Received			
NCA	1,350,000,000.00	220,000,000.00	1,570,000,000.00
Working Fund	795,624,943.40	-	795,624,943.40
TRA	343,979,548.50	25,811,216.10	369,790,764.60
CDC	-	-	-
NCAA	4,016,634,294.98	717,723,578.64	4,734,357,873.62
Others (CDC,BTr, Docs Tamps,etc)	-	-	-
Less: Notice of transfer Allocations (NTA)* issued	(110,672,635.92)	(14,668,013.49)	(125,340,649.41)
Total Disbursements Authorities Available	6,395,566,150.96	948,866,781.25	7,344,432,932.21
Less: Lapsed NCA	(205,229,373.88)	-	(205,229,373.88)
Disbursements*	(6,133,345,563.46)	(942,323,682.33)	(7,075,669,245.79)
Add/ (Deduct) Adjustments	(25,436,438.26)	(13,021,284.74)	(38,457,723.00)
Balance of Disbursements Authorities as of Date	<u>31,554,775.36</u>	<u>(6,478,185.82)</u>	<u>25,076,589.54</u>

*Amounts should Tally

Prepared by:

APRIL ROSE S. LATORRE
 APRIL ROSE S. LATORRE
 Accountant II

Date: August 16, 2017


Certified Correct by:


MARY ANTONIETTE Z. PUNO
 MARY ANTONIETTE Z. PUNO
 Department Chief Accountant
 Date: _____

DISBURSEMENT
JULY 2017

FISCAL YEAR'S ACCOUNTS PAYABLE			TOTAL	SUB-TOTAL	TRUST LIABILITIES				GRAND TOTAL				REMARKS	
In. Exp	CO	Sub-Total			PS	MOOE	CO	TOTAL	PS	MOOE	Fin. Exp	CO		TOTAL
14	15	16=(12+13+14+15)	17=(11+16)	18=(6+17)	19	20	21	22=(19+20+21)	23	24	25	26	27=(23+24+25+26)	
-	5,598,803.94	5,598,803.94	119,464,490.94	122,314,095.73	-	-	-	-	-	-	-	122,314,095.73	122,314,095.73	
-	2,546,557.63	2,546,557.63	73,051,009.16	73,298,287.14	-	-	-	-	-	-	-	73,298,287.14	73,298,287.14	
-	-	-	3,176,504.72	3,176,504.72	-	-	-	-	-	-	-	3,176,504.72	3,176,504.72	
-	624,210.22	624,210.22	25,696,597.40	25,811,216.10	-	-	-	-	-	-	-	25,811,216.10	25,811,216.10	
-	-	-	-	-	-	-	-	-	-	-	-	-	-	
-	-	-	630,090,140.98	717,723,578.64	-	-	-	-	-	-	-	717,723,578.64	717,723,578.64	
-	-	-	-	-	-	-	-	-	-	-	-	-	-	
	8,769,571.79	8,769,571.79	851,478,743.20	942,323,682.33	-	-	-	-	-	-	-	942,323,682.33	942,323,682.33	

	Previous Report (JUNE 2017)	This month (JULY 2017)	As of Date
Total Disbursement Program	3,621,565,000.00	719,062,000.00	4,340,627,000.00
Less: NTA Issued Ros/DEOs	(110,672,635.92)	(14,668,013.49)	(125,340,649.41)
Net Disbursement Program for CO	3,510,892,364.08	704,393,986.51	4,215,286,350.59
Less: *Actual Disbursement	(6,133,345,563.46)	(942,323,682.33)	(7,075,669,245.79)
(Over)/Under spending	(2,622,453,199.38)	(237,929,695.82)	(2,860,382,895.20)

Recommending Approval by:

MARICHU A. PALAFOX, CESO III
 Director IV, FS
 Date: _____

Approved By:

ARDELIZA R. MEDENILLA, MNSA, CESO II
 Undersecretary for Support Services
 Date: _____

MONTHLY REPORT
For the month of _____

Department : DEPARTMENT OF PUBLIC WORKS AND HIGHWAYS
 Agency : DEPARTMENT OF PUBLIC WORKS AND HIGHWAYS
 Operating Unit : CENTRAL OFFICE
 Organizational Code (UACS) : 180010100000
 Funding Source Code (as clustered) : FUND MVUC (F104358, F104359 & 104360)
 (e..g. Old Fund Code: 101, 102, 151)

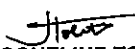
PARTICULARS	CURRENT YEAR BUDGET					PRIOR YEARS BUDG						
	PS	MOOE	Fin. Exp	CO	TOTAL	PRIOR YEAR'S ACCOUNTS PAYABLE				CUR		
						PS	MOOE	Fin. Exp	CO	Sub-Total	PS	MO
1	2	3	4	5	6=(2+3+4+5)	7	8	9	10	11=(7+8+9+10)	12	13
Notice of Cash Allocation (NCA)					-					-		
MDS Checks Issued	-	-	-	-	-	-	-	-	-	-	-	-
Advice to Debit Account	-	-	-	-	-	-	-	-	140,730,468.45	140,730,468.45	-	-
Working fund (NCA Issued to BTr)	-	-	-	-	-	-	-	-	-	-	-	-
Tax Remittance Advices Issued (TRA)	-	-	-	-	-	-	-	-	4,207,555.02	4,207,555.02	-	-
Cash Disbursement Ceiling (CDC)	-	-	-	-	-	-	-	-	-	-	-	-
Non-Cash Availment Authority (NCAA)	-	-	-	-	-	-	-	-	-	-	-	-
Others (CDT, BTr Docs Stamps, etc.)	-	-	-	-	-	-	-	-	-	-	-	-
TOTAL									144,938,023.47	144,938,023.47		

SUMMARY:



	Previous Report (JUNE 2017)	This Month (JULY 2017)	As of Date
Total Disbursement Authorities Received			
NCA	2,578,640,417.00	455,150,639.00	3,033,791,056.00
Working Fund	-	-	-
TRA	54,624,762.63	4,207,555.02	58,832,317.65
CDC	-	-	-
NCAA	-	-	-
Others (CDC,BTr, Docs Tamps,etc)	-	-	-
Less: Notice of transfer Allocations (NTA)* issued	<u>(1,714,234,605.72)</u>	<u>(298,592,869.02)</u>	<u>(2,012,827,474.74)</u>
Total Disbursements Authorities Available	919,030,573.91	160,765,325.00	1,079,795,898.91
Less: Lapsed NCA	<u>(117,155,955.74)</u>	<u>-</u>	<u>(117,155,955.74)</u>
Disbursements*	<u>(801,874,618.17)</u>	<u>(144,938,023.47)</u>	<u>(946,812,641.64)</u>
Balance of Disbursements Authorities as of to Date	<u>-</u>	<u>15,827,301.53</u>	<u>15,827,301.53</u>

*Amounts should Tally

Prepared by:


JACQUELINE TOLENTINO
 Accountant I
 Date: August 16, 2017

Certified Correct by:


MARY ANTOINETTE Z. PUNO
 Department Chief Accountant
 Date: _____ 

OF DISBURSEMENT
of JULY 2017

CURRENT YEAR'S ACCOUNTS PAYABLE			TOTAL	SUB-TOTAL	TRUST LIABILITIES				GRAND TOTAL					REMARKS
Fin	Exp	CO			PS	MOOE	CO	TOTAL	PS	MOOE	Fin. Exp	CO	TOTAL	
14		15	17=(11+16)	18=(6+17)	19	20	21	22=(19+20+21)	23	24	25	26	27=(23+24+25+26)	
-	-	-	-	-	-	-	-	-	-	-	-	-	-	-
-	-	-	140,730,468.45	140,730,468.45	-	-	-	-	-	-	-	140,730,468.45	140,730,468.45	
-	-	-	4,207,555.02	4,207,555.02	-	-	-	-	-	-	-	4,207,555.02	4,207,555.02	
-	-	-	-	-	-	-	-	-	-	-	-	-	-	
-	-	-	-	-	-	-	-	-	-	-	-	-	-	
-	-	-	144,938,023.47	144,938,023.47	-	-	-	-	-	-	-	144,938,023.47	144,938,023.47	

	Previous Report (JUNE 2017)	This Month (JULY 2017)	As of Date
Total Disbursement Program	2,640,872,416.59	472,357,639.00	3,113,230,055.59
Less: NTA Issued Ros/DEOs	<u>(1,714,234,605.72)</u>	<u>(298,592,869.02)</u>	<u>(2,012,827,474.74)</u>
Net Disbursement Program for CO	926,637,810.87	173,764,769.98	1,100,402,580.85
Less: *Actual Disbursement	<u>(801,874,618.17)</u>	<u>(144,938,023.47)</u>	<u>(946,812,641.64)</u>
(Over)/Under spending	<u>124,763,192.70</u>	<u>28,826,746.51</u>	<u>153,589,939.21</u>

Recommending Approval by:



MARICHU A. PALAFOX, CESO III
Director IV, FS
Date: _____

Approved By:



ARDELIZA R. MEDENILLA, MNSA, CESO II
Undersecretary for Support Services
Date: _____

MONTHLY REPORT OF
For the month of

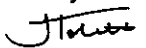
Department : DEPARTMENT OF PUBLIC WORKS AND HIGHWAYS
 Agency : DEPARTMENT OF PUBLIC WORKS AND HIGHWAYS
 Operating Unit : CENTRAL OFFICE
 Organizational Code (UACS) : 180010100000
 Funding Source Code (as clustered) : FUND 308601 - Trust Fund
 (e.g. Old Fund Code: 101, 102, 151)



PARTICULARS	CURRENT YEAR BUDGET					PRIOR YEARS BUDGET										
	PS	MOOE	Fin. Exp	CO	TOTAL	PRIOR YEAR'S ACCOUNTS PAYABLE					CURRENT YEAR'S ACCOUNTS PAYABLE					
						PS	MOOE	Fin. Exp	CO	Sub-Total	PS	MOOE	Fin. Exp	CO	Sub-Total	
1	2	3	4	5	6=(2+3+4+5)	7	8	9	10		12	13	14	15	16=	
Notice of Cash Allocation (NCA)																
MDS Checks Issued					-											
Advice to Debit Account					-											
Working fund (NCA Issued to BTr)					-											
Tax Remittance Advices Issued (TRA)					-											
Cash Disbursement Ceiling (CDC)					-											
Non-Cash Availment Authority (NCAA)					-											
Others (GDT, BTr Docs Stamps, etc.)					-											
TOTAL					-											

SUMMARY:

	Previous Report (July 2017)	This Month (August 2017)	As of Date	Total Less (Over)
Total Disbursement Authorities Received				
NCA	1,020,000,000.00		1,020,000,000.00	
Working Fund			-	
TRA			-	
CDC			-	
NCAA			-	
Others (CDC,BTr, Docs Tamps,etc)			-	
Less: Notice of transfer Allocations (NTA)* issued				
Funding Check Transfer to RO/OU's/NGAs	(702,010,891.35)	(93,007,408.24)	(795,018,299.59)	
Adjustments	-	-	-	
Total Disbursements Authorities Available	<u>317,989,108.65</u>	<u>(93,007,408.24)</u>	<u>224,981,700.41</u>	
Less: Lapsed NCA				
Disbursements*	(643,160.05)	(342,696.10)	(985,856.15)	
Balance of Disbursements Authorities as of to Date	<u><u>317,345,948.60</u></u>	<u><u>(93,350,104.34)</u></u>	<u><u>223,995,844.26</u></u>	

Notes: The use of NTA is discourage
 *Amounts should Tally

Prepared by:

JACQUELINE TOLENTINO
 Accountant I
 Date: August 16, 2017

Certified Correct by:

MARY ANTONETTE Z. PUNO
 Department Chief Accountant
 Date: 

DISBURSEMENT
July 2017

LE	TOTAL	SUB-TOTAL	TRUST LIABILITIES				GRAND TOTAL					REMARKS
			PS	MOOE	CO	TOTAL	PS	MOOE	Fin. Exp	CO	TOTAL	
Sub-Total (12+13+14+15)	17=(11+16)	18=(6+17)	19	20	21	22=(19+20+21)	23	24	25	26	27=(23+24+25+26)	
-	-	-		342,696.10		342,696.10		342,696.10		-	342,696.10	
-	-	-				-		-		-	-	
-	-	-				-		-		-	-	
-	-	-				-		-		-	-	
-	-	-				-		-		-	-	
-	-	-	-	342,696.10	-	342,696.10	-	342,696.10	-	-	342,696.10	

	Previous Report (July 2017)	This Month (August 2017)	As of Date
al Disbursement Program	-	-	-
ss: *Actual Disbursement	<u>(643,160.05)</u>	<u>(342,696.10)</u>	<u>(985,856.15)</u>
er)/Under spending	<u>(643,160.05)</u>	<u>342,696.10</u>	<u>985,856.15</u>

Recommending Approval by:

MARICHU A. PALAFOX

Director IV, FS

Date:

Approved by:

ARDELIZA R. MEDENILLA, MNSA, CESO II

Undersecretary for Support Services

Date:

NCR	-	-	-	-	-	-	-	-	-	-	-	-	-	-
CAR	-	-	-	-	-	-	-	-	-	-	-	-	-	-
NIR	-	-	-	-	-	-	-	-	-	-	-	-	-	-
Region I	-	-	-	-	-	-	-	-	-	-	-	-	-	-
Region II	-	-	-	-	-	-	-	-	-	-	-	-	-	-
Region III	-	-	-	-	-	-	-	-	-	-	-	-	-	-
Region IV-A	-	-	-	-	-	-	-	-	-	-	-	-	-	-
Region IV-B	-	-	-	-	-	-	-	-	-	-	-	-	-	-
Region V	-	-	-	-	-	-	-	-	-	-	-	-	-	-
Region VI	-	-	-	-	-	-	-	-	-	-	-	-	-	-
Region VII	-	-	-	-	-	-	-	-	-	-	-	-	-	-
Region VIII	-	-	-	-	-	-	-	-	-	-	-	-	-	-
Region IX	-	-	-	-	-	-	-	-	-	-	-	-	-	-
Region X	-	-	-	-	-	-	-	-	-	-	-	-	-	-
Region XI	-	-	-	-	-	-	-	-	-	-	-	-	-	-
Region XII	-	-	-	-	-	-	-	-	-	-	-	-	-	-
Region XIII	-	-	-	-	-	-	-	-	-	-	-	-	-	-
TOTAL - CO/R O s	601,018,298.24	674,984,896.78	-	17,078,846,606.84	18,354,849,801.86	-	156,756,287.34	-	10,950,034,705.26	11,106,790,992.60	-	76,988,615.87	-	-
Central Office	79,743,045.86	41,677,514.63	-	151,827,511.06	273,248,071.55	-	6,202,260.90	-	1,281,265,517.17	1,287,467,778.07	-	12,054,409.09	-	-
NCR	28,576,209.73	56,731,306.42	-	764,645,229.67	849,952,745.82	-	18,645,404.52	-	721,874,920.13	740,520,404.65	-	7,425,677.24	-	-
CAR	29,868,745.48	32,406,970.52	-	499,301,528.20	561,577,244.20	-	5,152,854.09	-	480,941,137.06	486,093,991.15	-	7,485,751.78	-	-
NIR	1,908,274.92	-	-	94,517.72	2,002,792.64	-	8,630.56	-	26,600,995.31	26,609,625.87	-	178,269.42	-	-
Region I	30,159,079.29	52,883,227.04	-	1,641,708,651.95	1,724,750,958.28	-	863,652.52	-	626,329,289.23	627,192,941.75	-	84,435.72	-	-
Region II	40,955,043.31	32,750,475.63	-	778,015,076.80	851,720,595.74	-	4,955,450.79	-	612,499,394.37	617,454,845.16	-	7,151,242.81	-	-
Region III	44,396,006.75	40,853,183.37	-	1,177,438,194.71	1,262,687,384.83	-	5,236,346.91	-	933,139,527.35	938,375,874.26	-	2,044,285.47	-	-
Region IV-A	38,367,225.13	56,852,802.72	-	1,152,022,182.51	1,247,242,210.36	-	8,423,846.53	-	954,405,221.33	962,829,067.86	-	1,510,276.67	-	-
Region IV-B	28,066,634.36	40,555,810.10	-	927,725,336.47	996,347,780.93	-	5,664,622.36	-	815,681,863.20	821,346,485.56	-	87,272.76	-	-
Region V	41,584,127.42	36,827,437.01	-	878,196,607.44	956,608,171.87	-	11,188,252.67	-	544,264,386.21	555,452,638.88	-	3,117,042.86	-	-
Region VI	36,524,038.07	59,821,171.80	-	790,979,837.63	887,325,047.50	-	293,899.60	-	605,337,294.00	648,041,853.76	-	7,555,558.10	-	-
Region VII	32,141,419.38	33,727,694.82	-	857,844,983.93	923,714,098.13	-	10,709,770.71	-	685,453,907.57	696,163,678.28	-	2,482,254.30	-	-
Region VIII	33,339,303.82	40,837,019.72	-	935,592,013.71	1,009,768,337.25	-	293,899.60	-	683,133,893.61	683,427,793.21	-	1,435,751.96	-	-
Region IX	26,054,499.02	25,446,803.44	-	706,521,386.51	758,022,688.97	-	5,097,735.98	-	347,151,394.99	352,249,130.97	-	3,305,681.60	-	-
Region X	31,832,248.31	48,968,773.19	-	2,614,488,815.97	2,695,289,837.47	-	14,805,248.89	-	585,971,134.36	600,776,383.25	-	5,558,375.28	-	-
Region XI	26,333,234.01	32,039,989.97	-	1,654,228,510.94	1,712,601,734.92	-	1,264,225.26	-	191,962,357.96	193,226,583.22	-	3,084,942.43	-	-
Region XII	26,047,837.95	18,219,202.08	-	774,734,157.80	819,001,197.83	-	8,459,821.54	-	529,069,762.41	537,529,583.95	-	6,647,637.34	-	-
Region XIII	25,121,325.43	24,385,514.32	-	773,482,063.82	822,988,903.57	-	7,079,623.75	-	324,952,709.00	332,032,332.75	-	5,779,751.04	-	-
TOTAL	601,018,298.24	674,984,896.78	-	17,078,846,606.84	18,354,849,801.86	-	156,756,287.34	-	10,950,034,705.26	11,106,790,992.60	-	76,988,615.87	-	-

SUMMARY:

	Previous Report (June 2017)	This Month (July 2017)	As of Date
Total Disbursement Authorities Received	212,896,766,258.37	49,503,419,255.80	262,400,185,514.17
NCA/NTA (Adj)	197,123,586,234.26	46,675,772,464.00	243,799,358,698.26
Trust Fund	1,020,000,000.00	-	1,020,000,000.00
Working Fund (Adj)	795,624,943.40	-	795,624,943.40
TRA (Adj)	9,940,920,785.73	2,109,923,213.16	12,050,843,998.89
CDC	-	-	-
NCAA	4,016,634,294.98	717,723,578.64	4,734,357,873.62
Others (CDT, BTr, Docs Stamp, etc.)	(49,745,588,537.61)	(15,153,990,583.07)	(64,899,579,120.68)
Less: Notice of Transfer Allocations (NTA) Issued (Adj)	(702,010,891.35)	(93,007,408.24)	(795,018,299.59)
Fund Transfers- Trust Account	-	-	-
Total Disbursements Authorities Available	162,449,166,829.41	34,256,421,264.49	196,705,588,093.90
Less: Lapsed NCA	(2,328,622,129.54)	-	(2,328,622,129.54)
Disbursements (Adj)*	(159,766,203,969.29)	(32,055,471,974.69)	(191,821,675,943.98)
Balance of Disbursements Authorities as of date	354,340,730.58	2,200,949,289.80	2,555,290,020.38

* Amounts should tally

Prepared by:

FARHA K. KARIM
Accountant III

8/17/17

Certified correct by:

MARY ANTONIETTE Z. PUNO
Department Chief Accountant

Date:

Recommending

Date:

BURSEMENTS

FAR No. 4

YEAR'S ACCOUNTS PAYABLE			TOTAL	SUB-TOTAL	TRUST LIABILITIES				TOTAL			REMARKS		
Fin. Exp.	CO	Sub-Total			PS	MOOE	CO	TOTAL	PS	MOOE	Fin. Exp.		CO	TOTAL
(14)	(15)	(16=12+13+14+15)	(17=11+16)	(18=6+17)	(19)	(20)	(21)	22=19+20+21	(23)	(24)	(25)	(26)	(27=23+24+25+26)	(28)
-	1,836,927.01	4,923,709.69	14,949,027.85	41,386,791.49	-	-	-	-	20,579,202.36	7,236,251.15	-	13,571,337.98	41,386,791.49	
-	9,670,280.66	14,369,588.30	170,452,922.84	220,598,143.83	-	-	-	-	42,893,503.57	9,146,996.77	-	168,557,643.49	220,598,143.83	
-	-	-	-	-	-	-	-	-	-	-	-	-	-	
-	573,692.43	961,868.37	9,243,223.85	21,823,855.58	-	-	-	-	11,927,018.11	816,787.68	-	9,080,049.79	21,823,855.58	
-	-	-	-	-	-	-	-	-	-	-	-	-	-	
-	-	-	-	-	-	-	-	-	-	-	-	-	-	
-	12,080,900.10	20,255,166.36	194,645,174.54	283,808,790.90	-	-	-	-	75,399,724.04	17,200,035.60	-	191,209,031.26	283,808,790.90	


	Previous Report (May 2017)	This Month (June 2017)	As of Date
Total Disbursement Program	38,831,020,000.00	13,032,169,000.00	51,863,189,000.00
Less: Actual Disbursements	(3,660,374,178.96)	(283,808,790.90)	(3,944,182,969.86)
	<u>35,170,645,821.04</u>	<u>12,748,360,209.10</u>	<u>47,919,006,030.14</u>
Less: Notice of Transfer Allocations (NTA) Issued (Over)/Under Spending			<u>(47,920,681,295.97)</u> <u>(1,675,265.83)</u>

By:



MARICHU A. PALAFOX, CESO III
Director IV, Finance Service

Approved by:



ARDELIZA R. MEDENILLA, MNSA, CESO II
Undersecretary for Support Services

Date:



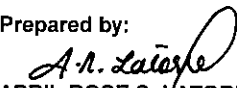
Department : DEPARTMENT OF PUBLIC WORKS AND HIGHWAYS
 Agency : DEPARTMENT OF PUBLIC WORKS AND HIGHWAYS
 Operating Unit : CENTRAL OFFICE
 Organizational Code (UACS) : 180010100000
 Funding Source Code (as clustered) : FUND 102 (F101151, F101152, F101163, F101167 AND F101168)
 (e.g. Old Fund Code: 101, 102, 151)

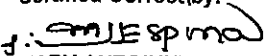
PARTICULARS	CURRENT YEAR BUDGET					PRIOR YEAR'S ACCOUNTS PAYABLE					PRIOR YEARS BUDGET			
	PS	MOOE	Fin. Exp	CO	TOTAL	PS	MOOE	Fin. Exp	CO	Sub-Total	PS	MOOE	F	
	2	3	4	5	6=(2+3+4+5)	7	8	9	10	11=(7+8+9+10)	12	13	14	
Notice of Cash Allocation (NCA)														
MDS Checks Issued	-	-	-	3,530,996.93	3,530,996.93	-	-	-	1,133,377.08	1,133,377.08	-	-	-	-
Advice to Debit Account	-	-	-	5,687,280.57	5,687,280.57	-	-	-	319,206,651.56	319,206,651.56	-	-	-	-
Working fund (NCA Issued to BTr)	-	-	-	-	-	-	-	-	124,583,297.25	124,583,297.25	-	-	-	-
Tax Remittance Advices Issued (TRA)	-	-	-	273,473.75	273,473.75	-	-	-	63,624,721.70	63,624,721.70	-	-	-	-
Cash Disbursement Ceiling (CDC)	-	-	-	-	-	-	-	-	-	-	-	-	-	-
Non-Cash Availment Authority (NCAA)	-	-	-	36,936,528.06	36,936,528.06	-	-	-	360,032,362.38	360,032,362.38	-	-	-	-
Others (CDT, BTr Docs Stamps, etc.)	-	-	-	-	-	-	-	-	-	-	-	-	-	-
TOTAL				46,428,279.31	46,428,279.31				868,580,409.97	868,580,409.97				

SUMMARY:

	Previous Report (MAY 2017)	This Month (JUNE 2017)	As of Date
Total Disbursement Authorities Received			
NCA	1,000,000,000.00	350,000,000.00	1,350,000,000.00
Working Fund	795,624,943.40	-	795,624,943.40
TRA	279,627,847.96	64,351,700.54	343,979,548.50
CDC	-	-	-
NCAA	3,619,665,404.54	396,968,890.44	4,016,634,294.98
Others (CDC, BTr, Docs Tamps, etc)	-	-	-
Less: Notice of transfer Allocations (NTA)* issued	(101,460,161.17)	(9,212,474.75)	(110,672,635.92)
Total Disbursements Authorities Available	<u>5,593,458,034.73</u>	<u>802,108,116.23</u>	<u>6,395,566,150.96</u>
Less: Lapsed NCA	(201,800,714.23)	(3,428,659.65)	(205,229,373.88)
Disbursements*	(5,210,054,784.91)	(923,290,778.55)	(6,133,345,563.46)
Add/ (Deduct) Adjustments	(154,252,435.90)	128,815,997.64	(25,436,438.26)
Balance of Disbursements Authorities as of Date	<u>27,350,099.69</u>	<u>4,204,675.67</u>	<u>31,554,775.36</u>

*Amounts should Tally

Prepared by:

 APRIL ROSE S. LATORRE
 Accountant II
 Date: July 20, 2017


Certified Correct, by:

 MARY ANTOINETTE Z. PUNO
 Department Chief Accountant
 Date: 3-24-17

DISBURSEMENT
JUNE 2017


YEAR'S ACCOUNTS PAYABLE			TOTAL	SUB-TOTAL	TRUST LIABILITIES				GRAND TOTAL				REMARKS	
n. Exp	CO	Sub-Total			PS	MOOE	CO	TOTAL	PS	MOOE	Fin. Exp	CO		TOTAL
14	15	16=(12+13+14+15)	17=(11+16)	18=(6+17)	19	20	21	22=(19+20+21)	23	24	25	26	27=(23+24+25+26)	
-	6,901,540.58	6,901,540.58	8,034,917.66	11,565,914.59	-	-	-	-	-	-	-	11,565,914.59	11,565,914.59	
-	927,043.60	927,043.60	320,133,695.16	325,820,975.73	-	-	-	-	-	-	-	325,820,975.73	325,820,975.73	
-	-	-	124,583,297.25	124,583,297.25	-	-	-	-	-	-	-	124,583,297.25	124,583,297.25	
-	453,505.09	453,505.09	64,078,226.79	64,351,700.54	-	-	-	-	-	-	-	64,351,700.54	64,351,700.54	
-	-	-	-	-	-	-	-	-	-	-	-	-	-	
-	-	-	360,032,362.38	396,968,890.44	-	-	-	-	-	-	-	396,968,890.44	396,968,890.44	
-	-	-	-	-	-	-	-	-	-	-	-	-	-	
-	8,282,089.27	8,282,089.27	876,862,499.24	923,290,778.55	-	-	-	-	-	-	-	923,290,778.55	923,290,778.55	

	Previous Report (MAY 2017)	This month (JUNE 2017)	As of Date
Total Disbursement Program	2,879,075,000.00	742,490,000.00	3,621,565,000.00
Less: NTA Issued Ros/DEOs	(101,460,161.17)	(9,212,474.75)	(110,672,635.92)
Net Disbursement Program for CO	2,777,614,838.83	733,277,525.25	3,510,892,364.08
Less: *Actual Disbursement (Over)/Under spending	(5,210,054,784.91)	(923,290,778.55)	(6,133,345,563.46)
	<u>(2,432,439,946.08)</u>	<u>(190,013,253.30)</u>	<u>(2,622,453,199.38)</u>

Recommending Approval by:


MARICHU A. PALAFOX, CESO III
 Director IV, FS
 Date: _____

Approved By:


ARDELIZA R. MEDENILLA, MNSA, CESO II
 Undersecretary for Support Services
 Date: _____

Department : DEPARTMENT OF PUBLIC WORKS AND HIGHWAYS
 Agency : DEPARTMENT OF PUBLIC WORKS AND HIGHWAYS
 Operating Unit : CENTRAL OFFICE
 Organizational Code (UACS) : 180010100000
 Funding Source Code (as clustered) : FUND MVUC (F104358, F104359 & 104360)
 (e.g. Old Fund Code: 101, 102, 151)

PARTICULARS	CURRENT YEAR BUDGET					PRIOR YEARS BUDGET					
	PS	MOOE	Fin. Exp	CO	TOTAL	PRIOR YEAR'S ACCOUNTS PAYABLE					
						PS	MOOE	Fin. Exp	CO	Sub-Total	PS
1	2	3	4	5	6=(2+3+4+5)	7	8	9	10	11=(7+8+9+10)	12
Notice of Cash Allocation (NCA)											
MDS Checks Issued	-	-	-	-	-	-	-	-	-	-	-
Advice to Debit Account	-	-	-	-	-	-	-	-	142,967,371.33	142,967,371.33	-
Working fund (NCA issued to BTr)	-	-	-	-	-	-	-	-	-	-	-
Tax Remittance Advices Issued (TRA)	-	-	-	-	-	-	-	-	12,679,924.18	12,679,924.18	-
Cash Disbursement Ceiling (CDC)	-	-	-	-	-	-	-	-	-	-	-
Non-Cash Availment Authority (NCAA)	-	-	-	-	-	-	-	-	-	-	-
Others (CDT, BTr Docs Stamps, etc.)	-	-	-	-	-	-	-	-	-	-	-
TOTAL									155,647,295.51	155,647,295.51	

SUMMARY:

	Previous Report (MAY 2017)	This Month (JUNE 2017)	As of Date
Total Disbursement Authorities Received			
NCA	2,020,000,000.00	558,640,417.00	2,578,640,417.00
Working Fund	-	-	-
TRA	41,944,838.45	12,679,924.18	54,624,762.63
CDC	-	-	-
NCAA	-	-	-
Others (CDC, BTr, Docs Tamps, etc)	-	-	-
Less: Notice of transfer Allocations (NTA)* issued	(1,311,161,555.48)	(403,073,050.24)	(1,714,234,605.72)
Total Disbursements Authorities Available	750,783,282.97	168,247,290.94	919,030,573.91
Less: Lapsed NCA	(58,148,442.05)	(59,007,513.69)	(117,155,955.74)
Disbursements*	(646,227,322.66)	(155,647,295.51)	(801,874,618.17)
Balance of Disbursements Authorities as of to Date	<u>46,407,518.26</u>	<u>(46,407,518.26)</u>	<u>-</u>

*Amounts should Tally

Prepared by:

J. Tolentino
 JACQUELINE TOLENTINO
 Accountant I
 Date: July 24, 2017

Certified Correct by:

Mary Antoinette Z. Puno
 MARY ANTOINETTE Z. PUNO
 Department Chief Accountant
 Date: 7.24.17

RT OF DISBURSEMENT
nth of JUNE 2017

UDGET				TOTAL	SUB-TOTAL	TRUST LIABILITIES				GRAND TOTAL				REMARKS	
CURRENT YEAR'S ACCOUNTS PAYABLE						PS	MOOE	CO	TOTAL	PS	MOOE	Fin. Exp	CO		TOTAL
MOOE	Fin. Exp	CO	Sub-Total	16=(12+13+14+15)	17=(11+16)	18=(6+17)	19	20	21	22=(19+20+21)	23	24	25	26	27=(23+24+25+26)
-	-	-	-	-	-	-	-	-	-	-	-	-	-	-	-
-	-	-	-	-	-	-	-	-	-	-	-	-	-	-	-
-	-	-	-	142,967,371.33	142,967,371.33	-	-	-	-	-	-	-	-	142,967,371.33	142,967,371.33
-	-	-	-	12,679,924.18	12,679,924.18	-	-	-	-	-	-	-	-	12,679,924.18	12,679,924.18
-	-	-	-	-	-	-	-	-	-	-	-	-	-	-	-
-	-	-	-	-	-	-	-	-	-	-	-	-	-	-	-
-	-	-	-	155,647,295.51	155,647,295.51	-	-	-	-	-	-	-	-	155,647,295.51	155,647,295.51

	Previous Report (MAY 2017)	This Month (JUNE 2017)	As of Date
Total Disbursement Program	2,071,184,000.00	569,688,416.59	2,640,872,416.59
Less: NTA Issued Ros/DEOs	(1,311,161,555.48)	(403,073,050.24)	(1,714,234,605.72)
Net Disbursement Program for CO	<u>760,022,444.52</u>	<u>166,615,366.35</u>	<u>926,637,810.87</u>
Less: *Actual Disbursement	(646,227,322.66)	(155,647,295.51)	(801,874,618.17)
(Over)/Under spending	<u>113,795,121.86</u>	<u>10,968,070.84</u>	<u>124,763,192.70</u>

Recommending Approval by:



MARICHU A. PALAFOX, CESO III
Director IV, FS
Date: _____

Approved By:



ARDELIZA R. MEDENILLA, MNSA, CESO II
Undersecretary for Support Services
Date: _____

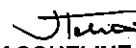
Department : DEPARTMENT OF PUBLIC WORKS AND HIGHWAYS
 Agency : DEPARTMENT OF PUBLIC WORKS AND HIGHWAYS
 Operating Unit : CENTRAL OFFICE
 Organizational Code (UACS) : 180010100000
 Funding Source Code (as clustered) : FUND 308601 - Trust Fund
 (e.g. Old Fund Code: 101, 102, 151)

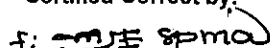
PARTICULARS	CURRENT YEAR BUDGET					PRIOR YEAR'S ACCOUNTS PAYABLE					PRIOR YEARS BUDGET				
	PS	MOOE	Fin. Exp	CO	TOTAL	PS	MOOE	Fin. Exp	CO	Sub-Total	PS	MOOE	Fin. Exp	CO	16=
	2	3	4	5	6=(2+3+4+5)	7	8	9	10		12	13	14	15	
1															
Notice of Cash Allocation (NCA)															
MDS Checks Issued					-					-					
Advice to Debit Account					-					-					
Working fund (NCA Issued to BTr)					-					-					
Tax Remittance Advices Issued (TRA)					-					-					
Cash Disbursement Ceiling (CDC)					-					-					
Non-Cash Availment Authority (NCAA)					-					-					
Others (CDT, BTr Docs Stamps, etc.)					-					-					
TOTAL					-					-					

SUMMARY:

	Previous Report (May 2017)	This Month (June 2017)	As of Date
Total Disbursement Authorities Received			
NCA	840,000,000.00	180,000,000.00	1,020,000,000.00
Working Fund			-
TRA			-
CDC			-
NCAA			-
Others (CDC,BTr, Docs Tamps,etc)			-
Less: Notice of transfer Allocations (NTA)* issued			
Funding Check Transfer to RO/OUs/NGAs	(551,415,919.52)	(150,594,971.83)	(702,010,891.35)
Adjustments	-	-	-
Total Disbursements Authorities Available	288,584,080.48	29,405,028.17	317,989,108.65
Less: Lapsed NCA			
Disbursements*	(643,160.05)	-	(643,160.05)
Balance of Disbursements Authorities as of to Date	287,940,920.43	29,405,028.17	317,345,948.60

Notes: The use of NTA is discourage
 *Amounts should Tally


Prepared by:

 JACQUELINE TOLENTINO
 Accountant I
 Date: July 24, 2017


Certified Correct by:

 MARY ANTOINETTE Z. PUNO
 Department Chief Accountant
 Date: 7-24-17

DISBURSEMENT
June 2017

LINE	TOTAL	SUB-TOTAL	TRUST LIABILITIES				GRAND TOTAL					REMARKS
			PS	MOOE	CO	TOTAL	PS	MOOE	Fin. Exp.	CO	TOTAL	
Sub-Total (12+13+14+15)	17=(11+16)	18=(6+17)	19	20	21	22=(19+20+21)	23	24	25	26	27=(23+24+25+26)	
-	-	-	-	-	-	-	-	-	-	-	-	-
-	-	-	-	-	-	-	-	-	-	-	-	-
-	-	-	-	-	-	-	-	-	-	-	-	-
-	-	-	-	-	-	-	-	-	-	-	-	-
-	-	-	-	-	-	-	-	-	-	-	-	-
-	-	-	-	-	-	-	-	-	-	-	-	-
-	-	-	-	-	-	-	-	-	-	-	-	-

	Previous Report (May 2017)	This Month (June 2017)	As of Date
al Disbursement Program	-	-	-
ss: *Actual Disbursement	<u>(643,160.05)</u>	<u>-</u>	<u>(643,160.05)</u>
er)/Under spending	<u>(643,160.05)</u>	<u>-</u>	<u>643,160.05</u>

Recommending Approval by:

MARICHU A. PALAFOX
 Director IV, FS
 Date: _____

Approved by:

ARDELIZA R. MEDENILLA, MNSA, CESO II
 Undersecretary for Support Services
 Date: _____

CAR	-	-	-	-	-	-	-	-	-	-	-	-	-	-
NIR	-	-	-	-	-	-	-	-	-	-	-	-	-	-
Region I	-	-	-	-	-	-	-	-	-	-	-	-	-	-
Region II	-	-	-	-	-	-	-	-	-	-	-	-	-	-
Region III	-	-	-	-	-	-	-	-	-	-	-	-	-	-
Region IV-A	-	-	-	-	-	-	-	-	-	-	-	-	-	-
Region IV-B	-	-	-	-	-	-	-	-	-	-	-	-	-	-
Region V	-	-	-	-	-	-	-	-	-	-	-	-	-	-
Region VI	-	-	-	-	-	-	-	-	-	-	-	-	-	-
Region VII	-	-	-	-	-	-	-	-	-	-	-	-	-	-
Region VIII	-	-	-	-	-	-	-	-	-	-	-	-	-	-
Region IX	-	-	-	-	-	-	-	-	-	-	-	-	-	-
Region X	-	-	-	-	-	-	-	-	-	-	-	-	-	-
Region XI	-	-	-	-	-	-	-	-	-	-	-	-	-	-
Region XII	-	-	-	-	-	-	-	-	-	-	-	-	-	-
Region XIII	-	-	-	-	-	-	-	-	-	-	-	-	-	-
TOTAL - CO/R O s	595,466,146.37	648,124,129.98	-	17,696,616,297.51	18,940,206,573.86	-	193,445,989.95	-	13,564,176,859.88	13,757,622,849.83	-	98,216,872.06	-	-
Central Office	75,399,724.04	6,689,258.58	-	53,502,913.05	135,591,895.67	-	2,336,510.76	-	1,196,281,202.90	1,198,617,713.66	-	8,174,266.26	-	-
NCR	27,783,999.09	58,748,964.88	-	814,250,798.69	900,783,762.66	-	33,969,286.74	-	918,457,452.71	952,426,739.45	-	9,570,826.08	-	-
CAR	31,454,778.17	41,694,582.13	-	504,953,909.02	578,103,269.32	-	11,647,386.58	-	664,274,553.99	675,921,940.57	-	9,664,452.42	-	-
NIR	1,322,043.49	-	-	184,051.42	1,506,094.91	-	-	-	8,422,834.23	8,422,834.23	-	224,666.50	-	-
Region I	30,685,922.66	47,253,295.14	-	1,457,080,150.11	1,535,019,387.91	-	1,907,853.61	-	786,441,240.39	788,349,094.00	-	5,383,703.90	-	-
Region II	31,308,345.23	25,940,663.95	-	1,237,715,670.84	1,294,964,680.12	-	4,166,102.80	-	308,448,731.14	312,614,833.94	-	4,891,729.80	-	-
Region III	44,107,530.62	41,831,589.00	-	1,586,967,843.77	1,672,906,963.39	-	20,838,741.25	-	881,272,811.17	902,111,552.42	-	5,216,647.43	-	-
Region IV-A	38,285,419.87	45,030,600.33	-	1,679,875,863.55	1,763,171,883.75	-	37,014,893.69	-	1,326,555,838.08	1,363,570,731.77	-	2,933,965.84	-	-
Region IV-B	28,242,527.28	36,759,491.32	-	1,240,185,535.40	1,305,187,554.00	-	25,344,851.53	-	771,436,618.52	796,781,470.05	-	(1,942,230.79)	-	-
Region V	36,985,972.66	41,697,871.93	-	995,221,202.65	1,073,905,047.24	-	3,703,007.39	-	866,480,975.30	870,183,982.69	-	15,662,643.94	-	-
Region VI	41,420,803.23	61,221,725.82	-	1,044,074,889.92	1,146,717,418.97	-	17,926,616.11	-	899,988,887.21	917,915,503.32	-	2,855,454.79	-	-
Region VII	35,414,222.22	51,941,995.03	-	989,098,602.56	1,076,454,819.81	-	9,707,781.23	-	673,775,756.56	683,483,537.79	-	4,064,046.91	-	-
Region VIII	34,734,621.61	47,950,554.95	-	886,804,970.39	969,490,146.95	-	4,011,337.18	-	552,137,852.84	556,149,190.02	-	608,426.42	-	-
Region IX	27,482,654.91	18,641,394.28	-	740,317,324.65	786,441,373.82	-	7,618,670.22	-	853,787,660.99	861,406,331.21	-	6,086,977.28	-	-
Region X	34,975,730.89	27,382,526.01	-	1,100,988,243.09	1,163,326,499.79	-	3,933,034.23	-	759,063,496.97	762,996,531.20	-	6,171,997.11	-	-
Region XI	28,194,292.90	43,233,217.58	-	1,965,077,713.36	2,036,505,223.84	-	2,358,004.81	-	303,912,485.94	306,270,490.75	-	6,521,598.90	-	-
Region XII	22,722,176.76	20,785,791.80	-	954,410,970.23	997,918,938.79	-	(11,486,144.25)	-	601,075,484.11	589,589,339.86	-	5,016,035.12	-	-
Region XIII	24,965,380.94	31,320,607.27	-	445,925,644.71	502,211,632.92	-	18,448,056.07	-	1,192,362,976.83	1,210,811,032.90	-	7,111,665.14	-	-
TOTAL	595,466,146.37	648,124,129.98	-	17,696,616,297.51	18,940,206,573.86	-	193,445,989.95	-	13,564,176,859.88	13,757,622,849.83	-	98,216,872.06	-	-

SUMMARY:

	Previous Report (May 2017)	This Month (June 2017)	As of Date
Total Disbursement Authorities Received	165,776,730,604.80	47,120,035,653.57	212,896,766,258.37
NCA/NTA (Adj)	152,797,059,897.96	44,326,526,336.30	197,123,586,234.26
Trust Fund	840,000,000.00	180,000,000.00	1,020,000,000.00
Working Fund (Adj)	795,624,943.40	-	795,624,943.40
TRA (Adj)	7,724,380,358.90	2,216,540,426.83	9,940,920,785.73
CDC	-	-	-
NCAA	3,619,665,404.54	396,968,890.44	4,016,634,294.98
Others (CDT, BTr, Docs Stamp, etc.)	-	-	-
Less: Notice of Transfer Allocations (NTA) Issued (Adj)	(36,254,419,285.96)	(13,491,169,251.65)	(49,745,588,537.61)
Fund Transfers- Trust Account	(551,415,919.52)	(150,594,971.83)	(702,010,891.35)
Total Disbursements Authorities Available	128,970,895,399.32	33,478,271,430.09	162,449,166,829.41
Less: Lapsed NCA	(1,454,120,250.84)	(874,501,878.70)	(2,328,622,129.54)
Disbursements (Adj)*	(124,570,437,397.40)	(35,195,766,571.89)	(159,766,203,969.29)
Balance of Disbursements Authorities as of to date	2,946,337,751.08	(2,591,997,020.50)	354,340,730.58

* Amounts should tally

Prepared by:

FARHA K. KARIM
Accountant III

Date:

8/2/17

Certified correct by:

MARY ANTOINETTE Z. PUNO
Department Chief Accountant

Date:

7.24.17

Recommending app

Date:



In following-up, pls. cite DMS ref #

2017-BA-0055336

REPUBLIC OF THE PHILIPPINES
DEPARTMENT OF BUDGET AND MANAGEMENT
GENERAL SOLANO STREET, SAN MIGUEL, MANILA

ACKNOWLEDGEMENT RECEIPT

The **DEPARTMENT OF BUDGET AND MANAGEMENT** hereby acknowledges the receipt of your letter/request which has been uploaded to the DBM-Document Management System and routed to the appropriate office/s with the following information:

Sender: DPWH-CO - PERSONAL DELIVERY

Document Title: DPWH-CO-SUBMISSION THE CONSOLIDATED MONTHLY REPORT OF DISBURSEMENTS (MRD) FAR NO. 4 FOR ALL FUNDS FOR THE MONTH OF MAY, 2017

Document Reference No: 2017-BA-0055336

Date and Time Uploaded: Thursday, June 22, 2017 9:21:29 AM

Uploaded By: RECEIVING Jayson

Routed To: BMB-A Elsa Abundo

CC:

Total no of pages received: 1 copy and 7 pages

The determination of the completeness of the documentary requirements submitted, if any, is subject to the evaluation of the technical person in charge.

This receipt is system generated and does not require signature.

Received by:



DOCUMENT
MANAGEMENT
SYSTEM



Republic of the Philippines
DEPARTMENT OF PUBLIC WORKS AND HIGHWAYS
CENTRAL OFFICE
Manila

June 20, 2017

SECRETARY BENJAMIN E. DIOKNO
Department of Budget and Management
Boncodin Hall, Gen. Solano St.
San Miguel, Manila


Attention: Director Carmencita P. Mahinay
Budget and Management Bureau for Economic Development Sector
(BMB-EDS)

Dear Secretary Diokno:

In compliance with the provision 4.8 of Joint Circular No. 2014-1 dated July 02, 2014, we are submitting the **Consolidated Monthly Report of Disbursements (MRD) – FAR No. 4** for All Funds for the month of May 2017.


Please acknowledge receipt hereof.

Very truly yours,


ARDELIZA R. MEDENILLA, MNSA, CESO II
Undersecretary for Support Services

cc: - Presidential Management Staff (Office of the President)
Malacañang, Manila

8.1.2 FKK/JJC/MZP





Republic of the Philippines
DEPARTMENT OF PUBLIC WORKS AND HIGHWAYS
CENTRAL OFFICE
Manila

June 20, 2017

AUDITOR RENATO ROSALES
Supervising Auditor
Office of the Auditor
Commission on Audit - DPWH


COA-DPWH-OSEC
F101/PMO-ARROW
Received by: Arto
Date: 6/21/17

Dear Auditor Rosales:

In compliance with the provision 4.8 of Joint Circular No. 2014-1 dated July 02, 2014, we are submitting the **Consolidated Monthly Report of Disbursements (MRD) – FAR No. 4** for All Funds for the month of May 2017.

Please acknowledge receipt hereof.

Very truly yours,


ARDELIZA R. MEDENILLA, MNSA, CESO II
Undersecretary for Support Services

8.1.2 FKK/JJC/MZP



Republic of the Philippines
DEPARTMENT OF PUBLIC WORKS AND HIGHWAYS
CENTRAL OFFICE
Manila

June 20, 2017

ASSISTANT COMMISSIONER LOURDES M. CASTILLO
Government Accountancy Sector
Commission on Audit
Commonwealth Avenue, Quezon City


Attention: MR. USMIN P. DIAMEL, DIRECTOR IV
Government Accountancy Office

Dear Assistant Commissioner Castillo:

In compliance with the provision 4.8 of Joint Circular No. 2014-1 dated July 02, 2014, we are submitting the **Consolidated Monthly Report of Disbursements (MRD) – FAR No. 4** for All Funds for the month of May 2017.

Please acknowledge receipt hereof.

Very truly yours,


ARDELIZA R. MEDENILLA, MNSA, CESO II
Undersecretary for Support Services

8.1.2 FKK/JJC/MZP

Daniel 6/22

CONSOLIDATED MONTHLY REPORT OF DISBURSEMENTS
For the month of May 2017

Department : Department of Public Works and Highways
 Agency : National Government
 Operating Unit : Central Office
 Organization Code (UACS) : 180010100000
 Funding Source Code (as clustered) : 101101/101407 (Cluster 01)

PARTICULARS	CURRENT YEAR BUDGET					PRIOR YEAR'S ACCOUNTS PAYABLE					PRIOR YEAR'S BUDGET	
	PS	MOOE	Fin. Exp.	CO	TOTAL	PS	MOOE	Fin. Exp.	CO	Sub-Total	PS	MOOE
	(2)	(3)	(4)	(5)	(6=2+3+4+5)	(7)	(8)	(9)	(10)	(11=7+8+9+10)	(12)	(13)
NOTICE OF CASH ALLOCATION												
MDS Checks Issued	19,809,674.00	8,388,970.92	-	121,783.00	28,320,427.92	-	667,065.58	-	121,815,960.84	122,483,026.42	-	10,479,071.73
Advice to Debit Account	100,485,529.17	560,019.54	-	3,252,635.81	104,298,184.52	-	3,431,278.51	-	261,970,342.11	265,401,620.62	-	6,073,710.96
Working Fund (NCA Issued to BTr)	-	-	-	-	-	-	-	-	-	-	-	-
Tax Remittance Advice Issued (TRA)	11,963,779.85	376,566.00	-	141,992.71	12,482,338.56	-	172,454.88	-	16,149,405.39	16,321,860.27	-	696,527.20
Cash Disbursement Ceiling (CDC)	-	-	-	-	-	-	-	-	-	-	-	-
Non-Cash Availment Authority (NCAA)	-	-	-	-	-	-	-	-	-	-	-	-
Others (CDT, BTr Docs Stamps, etc.)	-	-	-	-	-	-	-	-	-	-	-	-
TOTAL	132,258,983.02	9,325,556.46	-	3,516,411.52	145,100,951.00	-	4,270,798.97	-	399,935,708.34	404,206,507.31	-	17,249,309.89

SUMMARY:

	Previous Report (April 2017)	This Month (May 2017)	As of Date
Total Disbursement Authorities Received	28,921,052,686.87	9,918,537,275.16	38,839,589,962.03
NCA/NTA	28,792,596,000.00	9,888,424,000.00	38,681,020,000.00
NCA-forwarded from previous month	-	-	-
Working Fund	-	-	-
TRA	128,456,686.87	30,113,275.16	158,569,962.03
CDC	-	-	-
NCAA	-	-	-
Others (CDT, BTr, Docs Stamp, etc.)	-	-	-
Less: Notice of Transfer Allocations (NTA) Issued	(23,761,638,767.96)	(11,080,158,801.35)	(34,841,797,569.31)
Total Disbursements Authorities Available	5,159,413,918.91	(1,161,621,526.19)	3,997,792,392.72
Less: Lapsed NCA Disbursements *	(190,018.11)	-	(190,018.11)
	(3,078,647,795.29)	(581,726,383.67)	(3,660,374,178.96)
Balance of Disbursements Authorities as of to date	2,080,766,105.51	(1,743,347,909.86)	337,228,195.65

* Amounts should tally

Prepared by:


FARHA K. KARIM
 Accountant III

Certified correct by:


MARY ANTOINETTE Z. PUNO
 Department Chief Accountant

Recommending approval:

Date:

05/16/17


Date:

Date:

FAR'S ACCOUNTS PAYABLE				SUB-TOTAL	TRUST LIABILITIES				TOTAL					REMARKS
Fin. Exp.	CO	Sub-Total	TOTAL		PS	MOOE	CO	TOTAL	PS	MOOE	Fin. Exp.	CO	TOTAL	
(14)	(15)	(16=12+13+14+15)	(17=11+16)	(18=6+17)	(19)	(20)	(21)	22=19+20+21	(23)	(24)	(25)	(26)	(27=23+24+25+26)	(28)
-	2,689,909.83	13,168,981.56	135,652,007.98	163,972,435.90	-	-	-	-	19,809,674.00	19,535,108.23	-	124,627,653.67	163,972,435.90	
-	11,867,156.51	17,940,867.47	283,342,488.09	387,640,672.61	-	-	-	-	100,485,529.17	10,065,009.01	-	277,090,134.43	387,640,672.61	
-	-	-	-	-	-	-	-	-	-	-	-	-	-	
-	612,549.13	1,309,076.33	17,630,936.60	30,113,275.16	-	-	-	-	11,963,779.85	1,245,548.08	-	16,903,947.23	30,113,275.16	
-	-	-	-	-	-	-	-	-	-	-	-	-	-	
-	-	-	-	-	-	-	-	-	-	-	-	-	-	
-	-	-	-	-	-	-	-	-	-	-	-	-	-	
-	15,169,615.47	32,418,925.36	436,625,432.67	581,726,383.67	-	-	-	-	132,258,983.02	30,845,665.32	-	418,621,735.33	581,726,383.67	

	Previous Report (April 2017)	This Month (May 2017)	As of Date
Total Disbursement Program	28,912,596,000.00	9,918,424,000.00	38,831,020,000.00
Less: Actual Disbursements	(3,078,647,795.29)	(581,726,383.67)	(3,660,374,178.96)
	<u>25,833,948,204.71</u>	<u>9,336,697,616.33</u>	<u>35,170,645,821.04</u>
Less: Notice of Transfer Allocations (NTA) Issued (Over)/Under Spending			<u>(34,841,797,569.31)</u>
			<u>328,848,251.73</u>

Prepared by: 
MARICHU A. PALAFOX, CESO III
 Director IV, Finance Service

Approved by: 
ARDELIZA R. MEDENILLA, MNSA, CESO II
 Undersecretary for Support Services

Date: _____

Department : DEPARTMENT OF PUBLIC WORKS AND HIGHWAYS
 Agency : DEPARTMENT OF PUBLIC WORKS AND HIGHWAYS
 Operating Unit : CENTRAL OFFICE
 Organizational Code (UACS) : 180010100000
 Funding Source Code (as clustered) : FUND 102 (F101151, F101152, F101163, F101167 AND F101168)
 (e.g. Old Fund Code: 101, 102, 151)

PARTICULARS	CURRENT YEAR BUDGET					PRIOR YEAR'S ACCOUNTS PAYABLE					PRIOR YEARS BUDGET	
	PS	MOOE	Fin. Exp	CO	TOTAL	PS	MOOE	Fin. Exp	CO	Sub-Total	PS	MOOE
	2	3	4	5	6=(2+3+4+5)	7	8	9	10	11=(7+8+9+10)	12	13
Notice of Cash Allocation (NCA)												
MDS Checks Issued	-	-	-	2,308,934.66	2,308,934.66	-	-	-	-	-	-	-
Advice to Debit Account	-	-	-	164,912.45	164,912.45	-	-	-	260,133,077.80	260,133,077.80	-	-
Working fund (NCA Issued to BTr)	-	-	-	-	-	-	-	-	141,628,361.60	141,628,361.60	-	-
Tax Remittance Advices Issued (TRA)	-	-	-	117,056.23	117,056.23	-	-	-	114,418,650.69	114,418,650.69	-	-
Cash Disbursement Ceiling (CDC)	-	-	-	-	-	-	-	-	-	-	-	-
Non-Cash Availment Authority (NCAA)	-	-	-	-	-	-	-	-	390,897,165.57	390,897,165.57	-	-
Others (CDT, BTr Docs Stamps, etc.)	-	-	-	-	-	-	-	-	-	-	-	-
TOTAL				2,590,903.34	2,590,903.34				907,077,255.66	907,077,255.66		

SUMMARY:

	Previous Report (APRIL 2017)	This Month (MAY 2017)	As of Date
Total Disbursement Authorities Received			
NCA	820,000,000.00	180,000,000.00	1,000,000,000.00
Working Fund	564,643,953.36	230,980,990.04	795,624,943.40
TRA	164,673,491.36	114,954,356.60	279,627,847.96
CDC	-	-	-
NCAA	3,228,768,238.97	390,897,165.57	3,619,665,404.54
Others (CDC,BTr, Docs Tamps,etc)	-	-	-
Less: Notice of transfer Allocations (NTA)* issued	(98,254,447.12)	(3,205,714.05)	(101,460,161.17)
Total Disbursements Authorities Available	4,679,831,236.57	913,626,798.16	5,593,458,034.73
Less: Lapsed NCA	(201,800,714.23)	-	(201,800,714.23)
Disbursements*	(4,293,047,883.24)	(917,016,601.14)	(5,210,064,484.38)
Add/ (Deduct) Adjustments	(22,681,428.06)	(131,571,007.85)	(154,252,435.90)
Balance of Disbursements Authorities as of Date	162,301,211.04	(134,960,810.83)	27,340,400.22

*Amounts should Tally

Prepared by:

A.R. Latorre
 APRIL ROSE S. LATORRE
 Accountant II
 Date: June 20, 2017

Certified Correct by:

Mary Antoinette Z. Puno
 MARY ANTOINETTE Z. PUNO
 Department Chief Accountant
 Date:

DISBURSEMENT
MAY 2017

FAR NO. 4

THIS YEAR'S ACCOUNTS PAYABLE			TOTAL	SUB-TOTAL	TRUST LIABILITIES				GRAND TOTAL				REMARKS	
n. Exp	CO	Sub-Total			PS	MOOE	CO	TOTAL	PS	MOOE	Fin. Exp	CO		TOTAL
14	15	16=(12+13+14+15)	17=(11+16)	18=(6+17)	19	20	21	22=(19+20+21)	23	24	25	26	27=(23+24+25+26)	
-	6,106,609.54	6,106,609.54	6,106,609.54	8,415,544.20	-	-	-	-	-	-	-	8,415,544.20	8,415,544.20	
-	823,182.92	823,182.92	260,956,260.72	261,121,173.17	-	-	-	-	-	-	-	261,121,173.17	261,121,173.17	
-	-	-	141,628,361.60	141,628,361.60	-	-	-	-	-	-	-	141,628,361.60	141,628,361.60	
-	418,649.68	418,649.68	114,837,300.37	114,954,356.60	-	-	-	-	-	-	-	114,954,356.60	114,954,356.60	
-	-	-	-	-	-	-	-	-	-	-	-	-	-	
-	-	-	390,897,165.57	390,897,165.57	-	-	-	-	-	-	-	390,897,165.57	390,897,165.57	
-	-	-	-	-	-	-	-	-	-	-	-	-	-	
-	7,348,442.14	7,348,442.14	914,425,697.80	917,016,601.14	-	-	-	-	-	-	-	917,016,601.14	917,016,601.14	

	Previous Report (APRIL 2017)	This month (MAY 2017)	As of Date
Total Disbursement Program	2,325,121,000.00	553,954,000.00	2,879,075,000.00
Less: NTA Issued Ros/DEOs	(98,254,447.12)	(3,205,714.05)	(101,460,161.17)
Net Disbursement Program for CO	2,226,866,552.88	550,748,285.95	2,777,614,838.83
Less: *Actual Disbursement	(4,293,047,883.24)	(917,016,601.14)	(5,210,064,484.38)
(Over)/Under spending	(2,066,181,330.36)	(366,268,315.19)	(2,432,449,645.55)

Recommending Approval by:



MARICHU A. PALAFOX, CESO III

Director IV, FS

Date: _____

Approved By:



ARDELIZA R. MEDENILLA, MNSA, CESO II

Undersecretary for Support Services

Date: _____

Department : DEPARTMENT OF PUBLIC WORKS AND HIGHWAYS
 Agency : DEPARTMENT OF PUBLIC WORKS AND HIGHWAYS
 Operating Unit : CENTRAL OFFICE
 Organizational Code (UACS) : 180010100000
 Funding Source Code (as clustered) : FUND MVUC (F104358, F104359 & 104360)
 (e.g. Old Fund Code: 101, 102, 151)

PARTICULARS	CURRENT YEAR BUDGET					PRIOR YEAR'S ACCOUNTS PAYABLE					PRIOR YEARS
	PS	MOOE	Fin. Exp	CO	TOTAL	PS	MOOE	Fin. Exp	CO	Sub-Total	PS
	2	3	4	5	6=(2+3+4+5)	7	8	9	10	11=(7+8+9+10)	12
1											
Notice of Cash Allocation (NCA)					-						
MDS Checks Issued	-	-	-	-	-	-	-	-	-	-	-
Advice to Debit Account	-	-	-	-	-	-	-	-	146,055,109.47	146,055,109.47	-
Working fund (NCA Issued to BTr)	-	-	-	-	-	-	-	-	-	-	-
Tax Remittance Advices Issued (TRA)	-	-	-	-	-	-	-	-	10,400,788.34	10,400,788.34	-
Cash Disbursement Ceiling (CDC)	-	-	-	-	-	-	-	-	-	-	-
Non-Cash Availment Authority (NCAA)	-	-	-	-	-	-	-	-	-	-	-
Others (CDT, BTr Docs Stamps, etc.)	-	-	-	-	-	-	-	-	-	-	-
TOTAL									156,455,897.81	156,455,897.81	

SUMMARY:

	Previous Report (APRIL 2017)	This Month (MAY 2017)	As of Date
Total Disbursement Authorities Received			
NCA	1,560,000,000.00	460,000,000.00	2,020,000,000.00
Working Fund	-	-	-
TRA	31,544,050.11	10,400,788.34	41,944,838.45
CDC	-	-	-
NCAA	-	-	-
Others (CDC,BTr, Docs Tamps,etc)	-	-	-
Less: Notice of transfer Allocations (NTA)* issued	(1,031,057,723.43)	(280,103,832.05)	(1,311,161,555.48)
Total Disbursements Authorities Available	560,486,326.68	190,296,956.29	750,783,282.97
Less: Lapsed NCA	(58,148,442.05)	-	(58,148,442.05)
Disbursements*	(489,771,424.85)	(156,455,897.81)	(646,227,322.66)
Balance of Disbursements Authorities as of to Date	<u>12,566,459.78</u>	<u>33,841,058.48</u>	<u>46,407,518.26</u>

*Amounts should Tally

Prepared by:

J Tolentino
 JACQUELINE TOLENTINO
 Accountant I
 Date: June 19, 2017

Certified Correct by:

Mary Antoinette Z. Puno
 MARY ANTOINETTE Z. PUNO
 Department Chief Accountant
 Date: _____

RT OF DISBURSEMENT
nth of MAY 2017

BUDGET				SUB-TOTAL	TRUST LIABILITIES				GRAND TOTAL				REMARKS	
CURRENT YEAR'S ACCOUNTS PAYABLE					PS	MOOE	CO	TOTAL	PS	MOOE	Fin. Exp	CO		TOTAL
MOOE	Fin. Exp	CO	Sub-Total	TOTAL										
13	14	15	16=(12+13+14+15)	17=(11+16)	18=(6+17)	19	20	21	22=(19+20+21)	23	24	25	26	27=(23+24+25+26)
-	-	-	-	-	-	-	-	-	-	-	-	-	-	-
-	-	-	-	146,055,109.47	146,055,109.47	-	-	-	-	-	-	-	146,055,109.47	146,055,109.47
-	-	-	-	10,400,788.34	10,400,788.34	-	-	-	-	-	-	-	10,400,788.34	10,400,788.34
-	-	-	-	-	-	-	-	-	-	-	-	-	-	-
-	-	-	-	-	-	-	-	-	-	-	-	-	-	-
-	-	-	-	156,455,897.81	156,455,897.81	-	-	-	-	-	-	-	156,455,897.81	156,455,897.81

	Previous Report (APRIL 2017)	This Month (MAY 2017)	As of Date
Total Disbursement Program	1,602,224,000.00	468,960,000.00	2,071,184,000.00
Less: NTA Issued Ros/DEOs	(1,031,057,723.43)	(280,103,832.05)	(1,311,161,555.48)
Net Disbursement Program for CO	571,166,276.57	188,856,167.95	760,022,444.52
Less: *Actual Disbursement	(489,771,424.85)	(156,455,897.81)	(646,227,322.66)
(Over)/Under spending	81,394,851.72	32,400,270.14	113,795,121.86

Recommending Approval by:



MARICHU A. PALAFOX, CESO III
Director IV, FS
Date: _____

Approved By:



ARDELIZA R. MEDENILLA, MNSA, CESO II
Undersecretary for Support Services
Date: _____

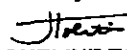
Department : DEPARTMENT OF PUBLIC WORKS AND HIGHWAYS
 Agency : DEPARTMENT OF PUBLIC WORKS AND HIGHWAYS
 Operating Unit : CENTRAL OFFICE
 Organizational Code (UACS) : 180010100000
 Funding Source Code (as clustered) : FUND 308601 - Trust Fund
 (e.g. Old Fund Code: 101, 102, 151)


PARTICULARS	CURRENT YEAR BUDGET					PRIOR YEARS BUDGET									
	PS	MOOE	Fin. Exp	CO	TOTAL	PRIOR YEAR'S ACCOUNTS PAYABLE				Sub-Total	CURRENT YEAR'S ACCOUNTS P.				
						PS	MOOE	Fin. Exp	CO		PS	MOOE	Fin. Exp	CO	
1	2	3	4	5	6=(2+3+4+5)	7	8	9	10		12	13	14	15	
Notice of Cash Allocation (NCA)															
MDS Checks Issued					-					-					
Advice to Debit Account					-					-					
Working fund (NCA Issued to BTr)					-					-					
Tax Remittance Advices Issued (TRA)					-					-					
Cash Disbursement Ceiling (CDC)					-					-					
Non-Cash Availment Authority (NCAA)					-					-					
Others (CDT, BTr Docs Stamps, etc.)					-					-					
TOTAL					-					-					

SUMMARY:

	Previous Report (April 2017)	This Month (May 2017)	As of Date
Total Disbursement Authorities Received			
NCA	690,000,000.00	150,000,000.00	840,000,000.00
Working Fund			-
TRA			-
CDC			-
NCAA			-
Others (CDC, BTr, Docs Tamps, etc)			-
Less: Notice of transfer Allocations (NTA)* issued			
Funding Check Transfer to RO/OUs/NGAs	(358,579,573.84)	(192,836,345.68)	(551,415,919.52)
Adjustments	-	-	-
Total Disbursements Authorities Available	331,420,426.16	(42,836,345.68)	288,584,080.48
Less: Lapsed NCA			
Disbursements*	(393,160.05)	(250,000.00)	(643,160.05)
Balance of Disbursements Authorities as of to Date	331,027,266.11	(43,086,345.68)	287,940,920.43

Notes: The use of NTA is discourage
 *Amounts should Tally

Prepared by:

JACQUELINE TOLENTINO
 Accountant I
 Date: June 17, 2017


Certified Correct by:

MARY ANTOINETTE Z. PUNO
 Department Chief Accountant
 Date: _____

DISBURSEMENT
May 2017

LINE	TOTAL	SUB-TOTAL	TRUST LIABILITIES				GRAND TOTAL					REMARKS
			PS	MOOE	CO	TOTAL	PS	MOOE	Fin. Exp	CO	TOTAL	
(12+13+14+15)	17=(11+16)	18=(6+17)	19	20	21	22=(19+20+21)	23	24	25	26	27=(23+24+25+26)	
-	-	-		250,000.00		250,000.00		250,000.00		-	250,000.00	
-	-	-				-		-		-	-	
-	-	-				-		-		-	-	
-	-	-				-		-		-	-	
-	-	-				-		-		-	-	
-	-	-	-	250,000.00	-	250,000.00	-	250,000.00	-	-	250,000.00	

	Previous Report (April 2017)	This Month (May 2017)	As of Date
al Disbursement Program	-	-	-
ss: *Actual Disbursement	(393,160.05)	(250,000.00)	(643,160.05)
er)/Under spending	<u>(393,160.05)</u>	<u>250,000.00</u>	<u>643,160.05</u>

Recommending Approval by:


MARICHU A. PALAFOX

Director IV, FS

Date: _____

Approved by:


ARDELIZA R. MEDENILLA, MNSA, CESO II

Undersecretary for Support Services


Date: _____

CAR													
NIR													
Region I													
Region II													
Region III													
Region IV-A													
Region IV-B													
Region V													
Region VI													
Region VII													
Region VIII													
Region IX													
Region X													
Region XI													
Region XII													
Region XIII													
TOTAL - CO/R O's	1,053,724,203.59	532,412,608.09		15,285,016,659.33	16,871,153,471.01		241,341,094.15		12,519,805,698.35	12,761,146,792.50			113,264,258.71
Central Office	132,258,983.02	9,325,556.46		6,107,314.86	147,691,854.34		4,270,798.97		1,463,468,861.81	1,467,739,660.78			17,249,309.89
CAR	52,307,261.94	53,453,293.67		502,548,961.06	608,309,516.67		22,050,642.58		983,083,107.26	1,005,133,749.84			4,859,444.92
NIR	53,211,031.45	46,190,476.80		346,471,849.37	445,873,357.62		8,094,795.97		477,654,393.77	485,749,189.74			15,096,702.42
Region I	2,687,279.80				2,687,279.80				9,022,566.35	9,022,566.35			185,965.40
Region II	52,517,267.31	18,493,673.50		940,106,774.44	1,011,117,715.25		5,236,914.85		575,219,967.95	580,456,882.90			2,159,384.88
Region III	55,014,031.99	21,831,027.22		615,999,790.16	692,844,849.37		18,487,500.73		617,943,528.06	636,431,028.79			2,535,196.47
Region IV-A	74,721,545.15	37,836,398.68		1,344,606,538.14	1,457,164,479.97		16,612,271.71		1,058,515,852.23	1,075,128,123.94			4,350,448.24
Region IV-B	70,735,605.98	47,378,914.72		1,529,501,553.17	1,647,616,073.87		17,452,226.25		1,162,303,558.90	1,179,755,785.15			2,836,118.31
Region V	49,490,472.85	24,854,683.84		607,313,075.98	681,658,232.67		16,337,607.84		667,205,747.90	683,543,355.74			3,304,906.28
Region VI	74,757,803.47	28,504,276.55		1,003,890,633.87	1,107,152,713.89		12,340,153.01		853,765,743.20	866,105,896.21			24,581,836.18
Region VII	68,160,029.72	37,730,272.38		567,510,750.90	673,401,053.00		19,551,293.38		866,449,330.53	886,000,623.91			3,055,064.51
Region VIII	60,194,969.03	31,113,282.37		677,077,355.70	768,385,507.10		15,629,915.49		658,939,393.68	674,569,309.17			2,422,697.10
Region IX	62,113,182.64	33,230,801.61		1,157,192,186.49	1,252,536,170.74		9,474,333.68		668,572,377.81	678,046,711.49			2,731,338.51
Region X	44,780,407.88	24,055,986.63		1,225,886,551.95	1,294,722,946.46		8,432,678.97		528,905,560.26	537,338,239.23			4,423,929.79
Region XI	60,537,095.38	26,273,558.97		1,343,911,888.40	1,430,722,542.75		9,901,244.07		561,745,800.22	571,647,044.29			6,941,164.17
Region XII	45,510,791.43	39,719,013.05		2,290,844,083.72	2,376,073,888.20		4,932,574.29		312,506,864.42	317,439,438.71			6,922,693.41
Region XIII	47,598,753.01	20,765,241.67		609,164,183.93	677,528,178.61		43,528,548.24		628,969,868.75	672,498,416.99			6,009,293.88
TOTAL	1,053,724,203.59	532,412,608.09		15,285,016,659.33	16,871,153,471.01		241,341,094.15		12,519,805,698.35	12,761,146,792.50			113,264,258.71

SUMMARY:	Previous Report (April 2017)	This Month (May 2017)	As of Date
Total Disbursement Authorities Received	123,978,250,428.21	42,293,635,595.06	166,271,886,023.27
NCA/NTA (Adj)	113,769,736,848.58	39,522,478,467.85	153,292,215,316.43
Trust Fund	690,000,000.00	150,000,000.00	840,000,000.00
Working Fund (Adj)	564,643,953.36	230,980,990.04	795,624,943.40
TRA (Adj)	5,725,101,387.30	1,989,278,971.60	7,724,380,358.90
CDC			
NCAA	3,228,768,238.97	390,897,165.57	3,619,665,404.54
Others (CDT, BTr, Docs Stamp, etc.)			
Less: Notice of Transfer Allocations (NTA) Issued (Adj)	(24,890,950,938.51)	(11,363,468,347.45)	(36,254,419,285.96)
Fund Transfers- Trust Account	(358,579,573.84)	(192,836,345.68)	(551,415,919.52)
Total Disbursements Authorities Available	98,728,719,915.86	30,737,330,901.93	129,466,050,817.79
Less: Lapsed NCA	(1,454,120,250.84)		(1,454,120,250.84)
Disbursements (Adj)*	(92,384,904,460.57)	(32,185,286,695.54)	(124,570,201,156.11)
Balance of Disbursements Authorities as of to date	4,889,695,204.45	(1,447,965,793.61)	3,441,729,410.84

* Amounts should tally

Prepared by:


FARHA KARIM
 Accountant III 06/28/17

Certified correct by:


MARY ANTOINETTE Z. PUNO
 Department Chief Accountant

Date:

Recommendation:

Date:



In following-up, pls. cite DMS ref #
2017-BA-0044297

REPUBLIC OF THE PHILIPPINES
DEPARTMENT OF BUDGET AND MANAGEMENT
GENERAL SOLANO STREET, SAN MIGUEL, MANILA

ACKNOWLEDGEMENT RECEIPT

The **DEPARTMENT OF BUDGET AND MANAGEMENT** hereby acknowledges the receipt of your letter/request which has been uploaded to the DBM-Document Management System and routed to the appropriate office/s with the following information:

Sender: DPWH - PERSONAL DELIVERY

Document Title: DPWH-CONSOLIDATED MONTHLY REPORT OF DISBURSEMENTS FAR 4

Document Reference No: 2017-BA-0044297


Date and Time Uploaded: Tuesday, May 23, 2017 8:04:13 AM

Uploaded By: RECEIVING Glenn

Routed To: BMB-A Elsa Abundo

CC:

Total no of pages received: 1 copy and 7 pages



The determination of the completeness of the documentary requirements submitted, if any, is subject to the evaluation of the technical person in charge.

This receipt is system generated and does not require signature.

Received by:



**DOCUMENT
MANAGEMENT
SYSTEM**



Republic of the Philippines
DEPARTMENT OF PUBLIC WORKS AND HIGHWAYS
CENTRAL OFFICE
Manila

May 19, 2017

SECRETARY BENJAMIN E. DIOKNO
Department of Budget and Management
Boncodin Hall, Gen. Solano St.
San Miguel, Manila

Attention: Director Carmencita P. Mahinay
Budget and Management Bureau for Economic Development Sector
(BMB-EDS)

Dear Secretary Diokno:

In compliance with the provision 4.8 of Joint Circular No. 2014-1 dated July 02, 2014, we are submitting the **Consolidated Monthly Report of Disbursements (MRD) – FAR No. 4** for All Funds for the month of April 2017.

Please acknowledge receipt hereof.

Very truly yours,


ARDELIZA R. MEDENILLA, MNSA, CESO II
Undersecretary for Support Services

cc: - Presidential Management Staff (Office of the President)
Malacañang, Manila

8.1 FKK/JJC/MAP



Republic of the Philippines
DEPARTMENT OF PUBLIC WORKS AND HIGHWAYS
CENTRAL OFFICE
Manila

May 19, 2017

AUDITOR RENATO ROSALES

Supervising Auditor
Office of the Auditor
Commission on Audit - DPWH

COA-DPWH (OSEC)	
FAPs/Other Funds	
RECEIVED BY:	<u>Cara</u>
Date & Time:	<u>5/23/17</u>

Dear Auditor Rosales:

In compliance with the provision 4.8 of Joint Circular No. 2014-1 dated July 02, 2014, we are submitting the **Consolidated Monthly Report of Disbursements (MRD) – FAR No. 4** for All Funds for the month of April 2017.

Please acknowledge receipt hereof.

Very truly yours,

ARDELIZA R. MEDENILLA, MNSA, CESO II
Undersecretary for Support Services

8.1 FKK/JJC/MAP



Republic of the Philippines
DEPARTMENT OF PUBLIC WORKS AND HIGHWAYS
CENTRAL OFFICE
Manila

May 19, 2017

ASSISTANT COMMISSIONER LOURDES M. CASTILLO
Government Accountancy Sector
Commission on Audit
Commonwealth Avenue, Quezon City

Attention: MR. USMIN P. DIAMEL, DIRECTOR IV
Government Accountancy Office

Dear Assistant Commissioner Castillo:

In compliance with the provision 4.8 of Joint Circular No. 2014-1 dated July 02, 2014, we are submitting the **Consolidated Monthly Report of Disbursements (MRD) – FAR No. 4** for All Funds for the month of April 2017.

Please acknowledge receipt hereof.

Very truly yours,


ARDELIZA R. MEDENILLA, MNSA, CESO II
Undersecretary for Support Services

8.1 FKK/JJC/MAP



CONSOLIDATED MONTHLY REPORT OF DISBURSEMENTS
For the month of April 2017

Department : Department of Public Works and Highways
 Agency : National Government
 Operating Unit : Central Office
 Organization Code (UACS) : 180010100000
 Funding Source Code (as clustered) : 101101/101407 (Cluster 01)

PARTICULARS	CURRENT YEAR BUDGET					PRIOR YEAR'S ACCOUNTS PAYABLE					PRIOR YEAR'S BUDGET		
	PS	MOOE	Fin. Exp.	CO	TOTAL	PS	MOOE	Fin. Exp.	CO	Sub-Total	PS	MOOE	
	(1)	(2)	(3)	(4)	(5)	(6=2+3+4+5)	(7)	(8)	(9)	(10)	(11=7+8+9+10)	(12)	(13)
NOTICE OF CASH ALLOCATION													
MDS Checks Issued	23,349,192.45	14,092,035.28	-	142,000.00	37,583,227.73	-	19,077.18	-	97,414,492.10	97,433,569.28	-	1,955,120.86	
Advice to Debit Account	41,758,839.04	977,691.61	-	31,138.22	42,767,668.87	-	33,120,915.28	-	297,882,136.03	331,003,051.31	-	4,622,332.02	
Working Fund (NCA Issued to BTr)	-	-	-	-	-	-	-	-	-	-	-	-	
Tax Remittance Advice Issued (TRA)	11,705,763.97	772,124.14	-	8,871.04	12,486,759.15	-	1,697,986.18	-	20,253,722.48	21,951,708.66	-	337,007.44	
Cash Disbursement Ceiling (CDC)	-	-	-	-	-	-	-	-	-	-	-	-	
Non-Cash Availment Authority (NCAA)	-	-	-	-	-	-	-	-	-	-	-	-	
Others (CDT, BTr Docs Stamps, etc.)	-	-	-	-	-	-	-	-	-	-	-	-	
TOTAL	76,813,795.46	15,841,851.03	-	182,009.26	92,837,655.75	-	34,837,978.64	-	415,550,350.61	450,388,329.25	-	6,914,460.32	

SUMMARY:

	Previous Report (March 2017)	This Month (April 2017)	As of Date
Total Disbursement Authorities Received	19,054,905,276.00	9,866,147,410.87	28,921,052,686.87
NCA/NTA	18,962,343,000.00	9,830,253,000.00	28,792,596,000.00
NCA-forwarded from previous month	-	-	-
Working Fund	-	-	-
TRA	92,562,276.00	35,894,410.87	128,456,686.87
CDC	-	-	-
NCAA	-	-	-
Others (CDT, BTr, Docs Stamp, etc.)	-	-	-
Less: Notice of Transfer Allocations (NTA) Issued	(16,549,165,371.18)	(7,212,473,396.78)	(23,761,638,767.96)
Total Disbursements Authorities Available	2,505,739,904.82	2,653,674,014.09	5,159,413,918.91
Less: Lapsed NCA Disbursements *	(190,018.11)	-	(190,018.11)
	(2,505,549,886.71)	(573,097,908.58)	(3,078,647,795.29)
Balance of Disbursements Authorities as of to date	-	2,080,576,105.51	2,080,576,105.51

* Amounts should tally

Prepared by:


FARHA K. KARIM

Accountant III

05/15/17

Certified correct by:


MARY ANTONETTE Z. PUNO

Department Chief Accountant

Recommending app

Date:

Date:

Date:

YEAR'S ACCOUNTS PAYABLE			TOTAL	SUB-TOTAL	TRUST LIABILITIES				TOTAL				REMARKS	
Fin. Exp.	CO	Sub-Total			PS	MOOE	CO	TOTAL	PS	MOOE	Fin. Exp.	CO		TOTAL
(14)	(15)	(16=12+13+14+15)	(17=11+16)	(18=6+17)	(19)	(20)	(21)	22=19+20+21	(23)	(24)	(25)	(26)	(27=23+24+25+26)	(28)
-	4,596,170.76	6,551,291.62	103,984,860.90	141,568,088.63	-	-	-	-	23,349,192.45	16,066,233.32	-	102,152,662.86	141,568,088.63	
-	17,242,356.88	21,864,688.90	352,867,740.21	395,635,409.08	-	-	-	-	41,758,839.04	38,720,938.91	-	315,155,631.13	395,635,409.08	
-	-	-	-	-	-	-	-	-	-	-	-	-	-	
-	1,118,935.62	1,455,943.06	23,407,651.72	35,894,410.87	-	-	-	-	11,705,763.97	2,807,117.76	-	21,381,529.14	35,894,410.87	
-	-	-	-	-	-	-	-	-	-	-	-	-	-	
-	-	-	-	-	-	-	-	-	-	-	-	-	-	
-	-	-	-	-	-	-	-	-	-	-	-	-	-	
-	22,957,463.26	29,871,923.58	480,260,252.83	573,097,908.58	-	-	-	-	76,813,795.46	57,594,289.99	-	438,689,823.13	573,097,908.58	

	Previous Report (March 2017)	This Month (April 2017)	As of Date
Total Disbursement Program	19,052,343,000.00	9,860,253,000.00	28,912,596,000.00
Less: Actual Disbursements	(2,505,549,886.71)	(573,097,908.58)	(3,078,647,795.29)
	<u>16,546,793,113.29</u>	<u>9,287,155,091.42</u>	<u>25,833,948,204.71</u>
Less: Notice of Transfer Allocations (NTA) Issued (Over)/Under Spending			<u>(23,761,638,767.96)</u>
			<u>2,072,309,436.75</u>

Approval by:



MARICHU A. PALAFOX, CESO III
Director IV, Finance Service

Approved by:



ARDELIZA R. MEDENILLA, MNSA, CESO II
Undersecretary for Support Services

Date:

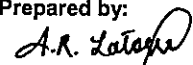
Department : DEPARTMENT OF PUBLIC WORKS AND HIGHWAYS
 Agency : DEPARTMENT OF PUBLIC WORKS AND HIGHWAYS
 Operating Unit : CENTRAL OFFICE
 Organizational Code (UACS) : 180010100000
 Funding Source Code (as clustered) : FUND 102 (F101151, F101152, F101163, F101167 AND F101168)
 (e.g. Old Fund Code: 101, 102, 151)


PARTICULARS	CURRENT YEAR BUDGET					PRIOR YEAR'S ACCOUNTS PAYABLE					PRIOR YEARS BUDGET		
	PS	MOOE	Fin. Exp	CO	TOTAL	PS	MOOE	Fin. Exp	CO	Sub-Total	PS	MOOE	Fin
	2	3	4	5	6=(2+3+4+5)	7	8	9	10	11=(7+8+9+10)	12	13	
Notice of Cash Allocation (NCA)													
MDS Checks Issued	-	-	-	2,673,685.28	2,673,685.28	-	-	-	198,000.00	198,000.00	-	-	-
Advice to Debit Account	-	-	-	4,495,293.66	4,495,293.66	-	-	-	132,726,696.36	132,726,696.36	-	-	-
Working fund (NCA Issued to BTr)	-	-	-	-	-	-	-	-	32,258,255.45	32,258,255.45	-	-	-
Tax Remittance Advices Issued (TRA)	-	-	-	7,726,884.75	7,726,884.75	-	-	-	41,143,860.35	41,143,860.35	-	-	-
Cash Disbursement Ceiling (CDC)	-	-	-	-	-	-	-	-	-	-	-	-	-
Non-Cash Availment Authority (NCAA)	-	-	-	-	-	-	-	-	616,396,051.08	616,396,051.08	-	-	-
Others (CDT, BTr Docs Stamps, etc.)	-	-	-	-	-	-	-	-	-	-	-	-	-
TOTAL				14,895,863.69	14,895,863.69				822,722,863.24	822,722,863.24			

SUMMARY:

	Previous Report (MARCH 2017)	This Month (APRIL 2017)	As of Date
Total Disbursement Authorities Received			
NCA	570,000,000.00	250,000,000.00	820,000,000.00
Working Fund	564,643,953.36	-	564,643,953.36
TRA	115,365,471.38	49,308,019.98	164,673,491.36
CDC	-	-	-
NCAA	2,612,372,187.89	616,396,051.08	3,228,768,238.97
Others (CDC,BTr, Docs Tamps,etc)	-	-	-
Less: Notice of transfer Allocations (NTA)* issued	(88,125,402.32)	(10,129,044.80)	(98,254,447.12)
Total Disbursements Authorities Available	3,774,256,210.31	905,575,026.26	4,679,831,236.57
Less: Lapsed NCA	(201,800,714.23)	-	(201,800,714.23)
Disbursements*	(3,448,010,437.24)	(845,072,525.04)	(4,293,082,962.28)
Add/ (Deduct) Adjustments	27,476,752.42	(50,123,101.44)	(22,646,349.02)
Balance of Disbursements Authorities as of Date	151,921,811.26	10,379,399.78	162,301,211.04

*Amounts should Tally

Prepared by:

 APRIL ROSE S. LATORRE
 Accountant II
 Date: May 12, 2017

Certified Correct by:

 MARY ANTOINETTE Z. PUNO
 Department Chief Accountant
 Date: _____

YEAR'S ACCOUNTS PAYABLE			TOTAL	SUB-TOTAL	TRUST LIABILITIES				GRAND TOTAL				REMARKS	
Exp	CO	Sub-Total			PS	MOOE	CO	TOTAL	PS	MOOE	Fin. Exp	CO		TOTAL
4	15	16=(12+13+14+15)	17=(11+16)	18=(6+17)	19	20	21	22=(19+20+21)	23	24	25	26	27=(23+24+25+26)	
-	6,034,776.40	6,034,776.40	6,232,776.40	8,906,461.68	-	-	-	-	-	-	-	8,906,461.68	8,906,461.68	
-	981,746.83	981,746.83	133,708,443.19	138,203,736.85	-	-	-	-	-	-	-	138,203,736.85	138,203,736.85	
-	-	-	32,258,255.45	32,258,255.45	-	-	-	-	-	-	-	32,258,255.45	32,258,255.45	
-	437,274.88	437,274.88	41,581,135.23	49,308,019.98	-	-	-	-	-	-	-	49,308,019.98	49,308,019.98	
-	-	-	-	-	-	-	-	-	-	-	-	-	-	
-	-	-	616,396,051.08	616,396,051.08	-	-	-	-	-	-	-	616,396,051.08	616,396,051.08	
-	-	-	-	-	-	-	-	-	-	-	-	-	-	
	7,453,798.11	7,453,798.11	830,176,661.35	845,072,525.04	-	-	-	-	-	-	-	845,072,525.04	845,072,525.04	

	Previous Report (MARCH 2017)	This month (APRIL 2017)	As of Date
Total Disbursement Program	1,827,589,000.00	497,532,000.00	2,325,121,000.00
Less: NTA Issued Ros/DEOs	(88,125,402.32)	(10,129,044.80)	(98,254,447.12)
Net Disbursement Program for CO	1,739,463,597.68	487,402,955.20	2,226,866,552.88
Less: *Actual Disbursement	(3,448,010,437.24)	(845,072,525.04)	(4,293,082,962.28)
(Over)/Under spending	(1,708,546,839.56)	(357,669,569.84)	(2,066,216,409.40)

Recommending Approval by:



MARICHU A. PALAFOX, CESO III

Director IV, FS

Date: _____

Approved By:



ARDELIZA R. MEDENILLA, MNSA, CESO II

Undersecretary for Support Services

Date: _____

Department : DEPARTMENT OF PUBLIC WORKS AND HIGHWAYS
 Agency : DEPARTMENT OF PUBLIC WORKS AND HIGHWAYS
 Operating Unit : CENTRAL OFFICE
 Organizational Code (UACS) : 180010100000
 Funding Source Code (as clustered) : FUND MVUC (F104358, F104359 & 104360)
 (e.g. Old Fund Code: 101, 102, 151)

PARTICULARS	CURRENT YEAR BUDGET					PRIOR YEAR'S ACCOUNTS PAYABLE					PRIOR YEAR
	PS	MOOE	Fin. Exp	CO	TOTAL	PS	MOOE	Fin. Exp	CO	Sub-Total	P
	2	3	4	5	6=(2+3+4+5)	7	8	9	10	11=(7+8+9+10)	12
1											
Notice of Cash Allocation (NCA)											
MDS Checks Issued	-	-	-	-	-	-	-	-	3,825,000.00	3,825,000.00	
Advice to Debit Account	-	-	-	-	-	-	-	-	115,745,672.47	115,745,672.47	
Working fund (NCA Issued to BTr)	-	-	-	-	-	-	-	-	-	-	
Tax Remittance Advices Issued (TRA)	-	-	-	-	-	-	-	-	14,524,969.27	14,524,969.27	
Cash Disbursement Ceiling (CDC)	-	-	-	-	-	-	-	-	-	-	
Non-Cash Availment Authority (NCAA)	-	-	-	-	-	-	-	-	-	-	
Others (CDT, BTr Docs Stamps, etc.)	-	-	-	-	-	-	-	-	-	-	
TOTAL									134,095,641.74	134,095,641.74	

SUMMARY:

	Previous Report (MARCH 2017)	This Month (APRIL 2017)	As of Date
Total Disbursement Authorities Received			
NCA	1,090,000,000.00	470,000,000.00	1,560,000,000.00
Working Fund	-	-	-
TRA	17,019,080.84	14,524,969.27	31,544,050.11
CDC	-	-	-
NCAA	-	-	-
Others (CDC,BTr, Docs Tamps,etc)	-	-	-
Less: Notice of transfer Allocations (NTA)* issued	(693,194,855.68)	(337,862,867.75)	(1,031,057,723.43)
Total Disbursements Authorities Available	413,824,225.16	146,662,101.52	560,486,326.68
Less: Lapsed NCA Disbursements*	(58,148,442.05)	-	(58,148,442.05)
Balance of Disbursements Authorities as of to Date	<u>355,675,783.11</u>	<u>(134,095,641.74)</u>	<u>(489,771,424.85)</u>
		<u>12,566,459.78</u>	<u>12,566,459.78</u>

*Amounts should Tally

Prepared by:

J Tolentino
 JACQUELINE TOLENTINO
 Accountant I
 Date: May 12, 2017

Certified Correct by:

Mary Antoinette Z. Puno
 MARY ANTOINETTE Z. PUNO
 Department Chief Accountant
 Date: _____

RT OF DISBURSEMENT
 nth of APRIL 2017

BUDGET					SUB-TOTAL	TRUST LIABILITIES					GRAND TOTAL					REMARKS
CURRENT YEAR'S ACCOUNTS PAYABLE				TOTAL		PS	MOOE	CO	TOTAL	PS	MOOE	Fin. Exp	CO	TOTAL		
MOOE	Fin. Exp	CO	Sub-Total													
13	14	15	16=(12+13+14+15)	17=(11+16)	18=(6+17)	19	20	21	22=(19+20+21)	23	24	25	26	27=(23+24+25+26)		
-	-	-	-	-	-	-	-	-	-	-	-	-	-	-		
-	-	-	-	3,825,000.00	3,825,000.00	-	-	-	-	-	-	-	3,825,000.00	3,825,000.00		
-	-	-	-	115,745,672.47	115,745,672.47	-	-	-	-	-	-	-	115,745,672.47	115,745,672.47		
-	-	-	-	-	-	-	-	-	-	-	-	-	-	-		
-	-	-	-	14,524,969.27	14,524,969.27	-	-	-	-	-	-	-	14,524,969.27	14,524,969.27		
-	-	-	-	-	-	-	-	-	-	-	-	-	-	-		
-	-	-	-	-	-	-	-	-	-	-	-	-	-	-		
-	-	-	-	-	-	-	-	-	-	-	-	-	-	-		
-	-	-	-	134,095,641.74	134,095,641.74	-	-	-	-	-	-	-	134,095,641.74	134,095,641.74		

	Previous Report (MARCH 2017)	This Month (APRIL 2017)	As of Date
Total Disbursement Program	1,122,131,000.00	480,093,000.00	1,602,224,000.00
Less: NTA Issued Ros/DEOs	(693,194,855.68)	(337,862,867.75)	(1,031,057,723.43)
Net Disbursement Program for CO	428,936,144.32	142,230,132.25	571,166,276.57
Less: *Actual Disbursement	(355,675,783.11)	(134,095,641.74)	(489,771,424.85)
(Over)/Under spending	73,260,361.21	8,134,490.51	81,394,851.72

Recommending Approval by:



MARICHU A. PALAFOX, CESO III
 Director IV, FS
 Date: _____

Approved By:



ARDELIZA R. MEDENILLA, MNSA, CESO II
 Undersecretary for Support Services
 Date: _____


Department : DEPARTMENT OF PUBLIC WORKS AND HIGHWAYS
 Agency : DEPARTMENT OF PUBLIC WORKS AND HIGHWAYS
 Operating Unit : CENTRAL OFFICE
 Organizational Code (UACS) : 180010100000
 Funding Source Code (as clustered) : FUND 308601 - Trust Fund
 (e.g. Old Fund Code: 101, 102, 151)



PARTICULARS	CURRENT YEAR BUDGET					PRIOR YEARS BUDGET									
	PS	MOOE	Fin. Exp	CO	TOTAL	PRIOR YEAR'S ACCOUNTS PAYABLE					CURRENT YEAR'S ACCOUNTS PAY				
						PS	MOOE	Fin. Exp	CO	Sub-Total	PS	MOOE	Fin. Exp	CO	
1	2	3	4	5	6=(2+3+4+5)	7	8	9	10		12	13	14	15	
Notice of Cash Allocation (NCA)															
MDS Checks Issued					-					-					
Advice to Debit Account					-					-					
Working fund (NCA Issued to BTr)					-					-					
Tax Remittance Advices Issued (TRA)					-					-					
Cash Disbursement Ceiling (CDC)					-					-					
Non-Cash Availment Authority (NCAA)					-					-					
Others (CDT, BTr Docs Stamps, etc.)					-					-					
TOTAL					-					-					

SUMMARY:

	Previous Report (March 2017)	This Month (April 2017)	As of Date
Total Disbursement Authorities Received			
NCA	550,000,000.00	140,000,000.00	690,000,000.00
Working Fund			-
TRA			-
CDC			-
NCAA			-
Others (CDC,BTr, Docs Tamps,etc)			-
Less: Notice of transfer Allocations (NTA)* issued			
Funding Check Transfer to RO/OUs/NGAs	(250,062,679.82)	(108,516,894.02)	(358,579,573.84)
Adjustments	-	-	-
Total Disbursements Authorities Available	<u>299,937,320.18</u>	<u>31,483,105.98</u>	<u>331,420,426.16</u>
Less: Lapsed NCA			
Disbursements*	(393,160.05)	-	(393,160.05)
Balance of Disbursements Authorities as of to Date	<u>299,544,160.13</u>	<u>31,483,105.98</u>	<u>331,027,266.11</u>

Notes: The use of NTA is discourage
 *Amounts should Tally


Prepared by:

 JACQUELINE TOLENTINO
 Accountant I
 Date: May 12, 2017


Certified Correct by:

 MARY ANTOINETTE Z. PUNO
 Department Chief Accountant
 Date: 

DISBURSEMENT
April 2017

LINE	TOTAL	SUB-TOTAL	TRUST LIABILITIES				GRAND TOTAL					REMARKS
			PS	MOOE	CO	TOTAL	PS	MOOE	Fin. Exp	CO	TOTAL	
Sub-Total (12+13+14+15)	17=(11+16)	18=(6+17)	19	20	21	22=(19+20+21)	23	24	25	26	27=(23+24+25+26)	
-	-	-	-	-	-	-	-	-	-	-	-	-
-	-	-	-	-	-	-	-	-	-	-	-	-
-	-	-	-	-	-	-	-	-	-	-	-	-
-	-	-	-	-	-	-	-	-	-	-	-	-
-	-	-	-	-	-	-	-	-	-	-	-	-
-	-	-	-	-	-	-	-	-	-	-	-	-
-	-	-	-	-	-	-	-	-	-	-	-	-

	Previous Report (March 2017)	This Month (April 2017)	As of Date
al Disbursement Program	-	-	-
ss: *Actual Disbursement	<u>(393,160.05)</u>	<u>-</u>	<u>(393,160.05)</u>
er)/Under spending	<u>(393,160.05)</u>	<u>-</u>	<u>393,160.05</u>

Recommending Approval by:

MARICHU A. PALAFOX
 Director IV, FS
 Date: _____

Approved by:

ARDELIZA R. MEDENILLA, MNSA, CESO II
 Undersecretary for Support Services
 Date: _____

Central Office	-	-	-	-	-	-	-	616,396,051.08	616,396,051.08	-	-	-	-
NCR	-	-	-	-	-	-	-	-	-	-	-	-	-
CAR	-	-	-	-	-	-	-	-	-	-	-	-	-
NIR	-	-	-	-	-	-	-	-	-	-	-	-	-
Region I	-	-	-	-	-	-	-	-	-	-	-	-	-
Region II	-	-	-	-	-	-	-	-	-	-	-	-	-
Region III	-	-	-	-	-	-	-	-	-	-	-	-	-
Region IV-A	-	-	-	-	-	-	-	-	-	-	-	-	-
Region IV-B	-	-	-	-	-	-	-	-	-	-	-	-	-
Region V	-	-	-	-	-	-	-	-	-	-	-	-	-
Region VI	-	-	-	-	-	-	-	-	-	-	-	-	-
Region VII	-	-	-	-	-	-	-	-	-	-	-	-	-
Region VIII	-	-	-	-	-	-	-	-	-	-	-	-	-
Region IX	-	-	-	-	-	-	-	-	-	-	-	-	-
Region X	-	-	-	-	-	-	-	-	-	-	-	-	-
Region XI	-	-	-	-	-	-	-	-	-	-	-	-	-
Region XII	-	-	-	-	-	-	-	-	-	-	-	-	-
Region XIII	-	-	-	-	-	-	-	-	-	-	-	-	-
TOTAL - CO/R O s	640,038,097.81	435,060,533.30	-	9,430,637,287.02	10,605,635,918.13	-	322,162,969.91	13,934,689,472.04	14,266,752,441.95	-	141,641,924.98	-	-
Central Office	76,813,795.46	15,841,851.03	-	15,077,872.95	107,733,519.44	-	34,837,978.64	1,372,368,855.59	1,407,206,834.23	-	6,914,460.32	-	-
NCR	27,147,259.31	42,977,582.79	-	314,525,258.31	384,650,100.41	-	28,634,695.20	665,211,280.70	693,845,975.90	-	3,803,227.33	-	-
CAR	32,582,803.70	19,105,851.24	-	444,614,386.54	496,302,841.48	-	10,017,418.89	289,608,722.07	299,626,140.96	-	23,027,997.61	-	-
NIR	1,437,892.75	171,355.24	-	34,055,744.74	35,664,992.73	-	-	313,261.23	-	-	-	-	-
Region I	34,234,352.23	20,445,403.88	-	842,652,259.88	897,332,015.99	-	18,435,163.62	763,006,702.96	781,441,866.58	-	1,419,386.79	-	-
Region II	35,046,351.87	23,986,400.01	-	753,377,888.98	812,410,640.86	-	12,734,172.98	624,112,971.24	636,847,144.22	-	3,140,677.85	-	-
Region III	46,250,825.07	19,218,645.30	-	1,121,517,511.34	1,186,986,981.71	-	19,267,789.29	1,227,088,106.25	1,246,355,895.54	-	12,372,358.49	-	-
Region IV-A	41,831,341.57	39,068,267.51	-	1,350,787,143.56	1,431,686,752.64	-	20,342,386.76	1,278,895,638.71	1,299,238,027.47	-	2,412,955.65	-	-
Region IV-B	33,235,361.50	26,509,548.55	-	249,870,772.14	309,616,682.19	-	22,036,313.21	871,268,177.74	893,304,490.95	-	2,463,817.06	-	-
Region V	44,300,135.01	20,947,807.66	-	346,875,340.86	412,123,283.53	-	9,250,862.43	787,655,744.65	796,906,607.08	-	12,443,552.94	-	-
Region VI	41,900,274.75	32,451,504.35	-	397,916,647.92	472,268,427.02	-	13,524,907.55	1,270,141,986.69	1,283,666,894.24	-	6,740,176.96	-	-
Region VII	37,467,929.51	25,985,345.34	-	520,280,571.10	583,733,845.95	-	30,309,903.25	990,238,862.96	1,020,548,786.21	-	5,891,336.97	-	-
Region VIII	34,424,501.63	28,503,562.14	-	499,960,252.93	562,888,316.70	-	5,161,546.58	460,929,691.27	466,091,239.85	-	6,260,631.39	-	-
Region IX	26,680,492.62	27,153,043.37	-	200,517,622.54	254,351,158.53	-	14,011,604.54	689,371,947.42	703,383,551.96	-	19,570,227.53	-	-
Region X	31,911,799.46	33,702,996.35	-	716,377,713.19	781,992,509.00	-	10,832,972.28	784,530,278.06	795,363,250.34	-	8,861,423.73	-	-
Region XI	36,331,355.98	29,031,648.55	-	945,943,128.89	1,011,306,133.42	-	22,439,890.05	259,618,114.64	282,058,004.69	-	10,772,145.52	-	-
Region XII	28,041,427.63	11,336,679.68	-	392,207,812.32	431,585,919.63	-	31,141,482.23	668,376,266.81	699,517,749.04	-	8,668,788.36	-	-
Region XIII	30,400,397.76	18,623,040.31	-	283,979,358.83	333,002,796.90	-	19,183,878.41	931,852,863.05	951,036,741.46	-	6,778,560.48	-	-
TOTAL	640,038,097.81	435,060,533.30	-	9,430,637,287.02	10,605,635,918.13	-	322,162,969.91	13,934,689,472.04	14,266,752,441.95	-	141,641,924.98	-	-

SUMMARY:

	Previous Report (March 2017)	This Month (April 2017)	As of Date
Total Disbursement Authorities Received	84,325,915,676.21	39,652,334,752.00	123,978,250,428.21
NCA/NTA (Adj)	76,614,029,407.35	37,155,707,441.23	113,769,736,848.58
Trust Fund	550,000,000.00	140,000,000.00	690,000,000.00
Working Fund (Adj)	564,643,953.36	-	564,643,953.36
TRA (Adj)	3,984,870,127.61	1,740,231,259.69	5,725,101,387.30
CDC	-	-	-
NCAA	2,612,372,187.89	616,396,051.08	3,228,768,238.97
Others (CDT, BTr, Docs Stamp, etc.)	-	-	-
Less: Notice of Transfer Allocations (NTA) Issued (Adj)	(17,330,485,629.18)	(7,560,465,309.33)	(24,890,950,938.51)
Fund Transfers- Trust Account	(250,062,679.82)	(108,516,894.02)	(358,579,573.84)
Total Disbursements Authorities Available	66,745,367,367.21	31,983,352,548.65	98,728,719,915.86
Less: Lapsed NCA	(1,454,120,250.84)	-	(1,454,120,250.84)
Disbursements (Adj)*	(64,827,664,313.79)	(27,557,240,146.78)	(92,384,904,460.57)
	27,626,570.10	-	-
Balance of Disbursements Authorities as of to date	491,209,372.68	4,426,112,401.87	4,889,695,204.45

* Amounts should tally

Prepared by:

[Signature]
FARHA K. KARIM
 Accountant III

Date:

05/19/17

Certified correct by:

[Signature]
MARY ANTOINETTE Z. PUNO
 Department Chief Accountant

Date:

Recommended by:

Date:



In following-up, pls. cite DMS ref #
2017-BA-0040046

REPUBLIC OF THE PHILIPPINES
DEPARTMENT OF BUDGET AND MANAGEMENT
GENERAL SOLANO STREET, SAN MIGUEL, MANILA

ACKNOWLEDGEMENT RECEIPT

The **DEPARTMENT OF BUDGET AND MANAGEMENT** hereby acknowledges the receipt of your letter/request which has been uploaded to the DBM-Document Management System and routed to the appropriate office/s with the following information:

Sender: DPWH - PERSONAL DELIVERY

Document Title: DPWH-SUBMISSION THE CONSOLIDATED MONTHLY REPORT OF DISBURSEMENTS (MRD) FAR NO. 4 FOR ALL FUNDS FOR THE MONTH OF MARCH 2017

Document Reference No: 2017-BA-0040046

Date and Time Uploaded: Wednesday, May 10, 2017 10:09:59 AM

Uploaded By: RECEIVING Jayson

Routed To: BMB-A Elsa Abundo

CC:

Total no of pages received: 1 copy and 7 pages

The determination of the completeness of the documentary requirements submitted, if any, is subject to the evaluation of the technical person in charge.

This receipt is system generated and does not require signature.

Received by:



DOCUMENT
MANAGEMENT
SYSTEM



Republic of the Philippines
DEPARTMENT OF PUBLIC WORKS AND HIGHWAYS
CENTRAL OFFICE
Manila

April 26, 2017

SECRETARY BENJAMIN E. DIOKNO
Department of Budget and Management
Boncodin Hall, Gen. Solano St.
San Miguel, Manila

Attention: Director Carmencita P. Mahinay
Budget and Management Bureau for Economic Development Sector
(BMB-EDS)

Dear Secretary Diokno:

In compliance with the provision 4.8 of Joint Circular No. 2014-1 dated July 02, 2014, we are submitting the **Consolidated Monthly Report of Disbursements (MRD) – FAR No. 4** for All Funds for the month of March 2017.


Please acknowledge receipt hereof.

Very truly yours,


ARDELIZA R. MEDENILLA, MNSA, CESO II
Undersecretary for Support Services

cc: - Presidential Management Staff (Office of the President)
Malacafang, Manila

8.1 FKK/JJC/MAP





Republic of the Philippines
DEPARTMENT OF PUBLIC WORKS AND HIGHWAYS
CENTRAL OFFICE
Manila

April 26, 2017

ASSISTANT COMMISSIONER LOURDES M. CASTILLO
Government Accountancy Sector
Commission on Audit
Commonwealth Avenue, Quezon City

MARK
5-10-17
RMD-HRAS

Attention: MR. USMIN P. DIAMEL, DIRECTOR IV
Government Accountancy Office

Dear Assistant Commissioner Castillo:

In compliance with the provision 4.8 of Joint Circular No. 2014-1 dated July 02, 2014, we are submitting the **Consolidated Monthly Report of Disbursements (MRD) – FAR No. 4** for All Funds for the month of March 2017.

Please acknowledge receipt hereof.

Very truly yours,


ARDELIZA R. MEDENILLA, MNSA, CESO II
Undersecretary for Support Services

8.1 FKK/JJC/MAP



Republic of the Philippines
DEPARTMENT OF PUBLIC WORKS AND HIGHWAYS
CENTRAL OFFICE
Manila

April 26, 2017

AUDITOR RENATO ROSALES
Supervising Auditor
Office of the Auditor
Commission on Audit - DPWH

COA-DPWH-OSEC
F301/PMO-IRROW
Received by: Qib9
Date: 3-10-17 9:00AM

Dear Auditor Rosales:

In compliance with the provision 4.8 of Joint Circular No. 2014-1 dated July 02, 2014, we are submitting the **Consolidated Monthly Report of Disbursements (MRD) – FAR No. 4** for All Funds for the month of March 2017.

Please acknowledge receipt hereof.

Very truly yours,


ARDELIZA R. MEDENILLA, MNSA, CESO II
Undersecretary for Support Services

8.1 FKK/JJC/MAP

Department : DEPARTMENT OF PUBLIC WORKS AND HIGHWAYS
 Agency : DEPARTMENT OF PUBLIC WORKS AND HIGHWAYS
 Operating Unit : CENTRAL OFFICE
 Organizational Code (UACS) : 180010100000
 Funding Source Code (as clustered) : FUND MVUC (F104358, F104359 & 104360)
 (e.g. Old Fund Code: 101, 102, 151)


PARTICULARS	CURRENT YEAR BUDGET					PRIOR YEAR'S ACCOUNTS PAYABLE					PRIOR YEARS E	
	PS	MOOE	Fin. Exp	CO	TOTAL	PS	MOOE	Fin. Exp	CO	Sub-Total		PS
	2	3	4	5	6=(2+3+4+5)	7	8	9	10	11=(7+8+9+10)		12
Notice of Cash Allocation (NCA)					-					-		
MDS Checks Issued	-	-	-	-	-	-	-	-	47,872,114.93	47,872,114.93	-	-
Advice to Debit Account	-	-	-	-	-	-	-	-	37,022,862.25	37,022,862.25	-	-
Working fund (NCA Issued to BTr)	-	-	-	-	-	-	-	-	-	-	-	-
Tax Remittance Advices Issued (TRA)	-	-	-	-	-	-	-	-	1,142,843.73	1,142,843.73	-	-
Cash Disbursement Ceiling (CDC)	-	-	-	-	-	-	-	-	-	-	-	-
Non-Cash Availment Authority (NCAA)	-	-	-	-	-	-	-	-	-	-	-	-
Others (CDT, BTr Docs Stamps, etc.)	-	-	-	-	-	-	-	-	-	-	-	-
TOTAL									86,037,820.91	86,037,820.91		

SUMMARY:


	Previous Report (FEBRUARY 2017)	This Month (MARCH 2017)	As of Date
Total Disbursement Authorities Received			
NCA	740,000,000.00	350,000,000.00	1,090,000,000.00
Working Fund	-	-	-
TRA	15,876,237.11	1,142,843.73	17,019,080.84
CDC	-	-	-
NCAA	-	-	-
Others (CDC,BTr, Docs Tamps,etc)	-	-	-
Less: Notice of transfer Allocations (NTA)* issued	(336,944,524.55)	(356,250,331.13)	(693,194,855.68)
Total Disbursements Authorities Available	418,931,712.56	(5,107,487.40)	413,824,225.16
Less: Lapsed NCA	-	(58,148,442.05)	(58,148,442.05)
Disbursements*	(269,637,962.20)	(86,037,820.91)	(355,675,783.11)
Balance of Disbursements Authorities as of to Date	149,293,750.36	(149,293,750.36)	-

*Amounts should Tally

Prepared by:


JACQUELINE TOLENTINO
 Accountant I
 Date: April 21, 2017

Certified Correct by:



MARY ANTONETTE Z. PUNO
 Department Chief Accountant
 Date: _____

OF DISBURSEMENT
of MARCH 2017

BUDGET				SUB-TOTAL	TRUST LIABILITIES				GRAND TOTAL					REMARKS
CURRENT YEAR'S ACCOUNTS PAYABLE					PS	MOOE	CO	TOTAL	PS	MOOE	Fin. Exp	CO	TOTAL	
MOOE	Fin. Exp	CO	Sub-Total	TOTAL										19
13	14	15	16=(12+13+14+15)	17=(11+16)	18=(6+17)	19	20	21	22=(19+20+21)	23	24	25	26	27=(23+24+25+26)
-	-	-	-	-	-	-	-	-	-	-	-	-	-	-
-	-	-	-	47,872,114.93	47,872,114.93	-	-	-	-	-	-	-	47,872,114.93	47,872,114.93
-	-	-	-	37,022,862.25	37,022,862.25	-	-	-	-	-	-	-	37,022,862.25	37,022,862.25
-	-	-	-	-	-	-	-	-	-	-	-	-	-	-
-	-	-	-	1,142,843.73	1,142,843.73	-	-	-	-	-	-	-	1,142,843.73	1,142,843.73
-	-	-	-	-	-	-	-	-	-	-	-	-	-	-
-	-	-	-	-	-	-	-	-	-	-	-	-	-	-
-	-	-	-	-	-	-	-	-	-	-	-	-	-	-
-	-	-	-	86,037,820.91	86,037,820.91	-	-	-	-	-	-	-	86,037,820.91	86,037,820.91

	Previous Report (FEBRUARY 2017)	This Month (MARCH 2017)	As of Date
Total Disbursement Program	761,250,000.00	360,881,000.00	1,122,131,000.00
Less: NTA Issued Ros/DEOs	(336,944,524.55)	(356,250,331.13)	(693,194,855.68)
Net Disbursement Program for CO	424,305,475.45	4,630,668.87	428,936,144.32
Less: *Actual Disbursement (Over)/Under spending	(269,637,962.20)	(86,037,820.91)	(355,675,783.11)
	<u>154,667,513.25</u>	<u>(81,407,152.04)</u>	<u>73,260,361.21</u>

Recommending Approval by:



MARICHU A. PALAFOX, CESO III
Director IV, FS
Date: _____

Approved By:



ARDELIZA R. MEDENILLA, MNSA, CESO II
Undersecretary for Support Services
Date: _____

Central Office	-	-	-	28,389,553.68	28,389,553.68	-	-	-	1,709,793,053.25	1,709,793,053.25	-	-
NCR	-	-	-	-	-	-	-	-	-	-	-	-
CAR	-	-	-	-	-	-	-	-	-	-	-	-
NIR	-	-	-	-	-	-	-	-	-	-	-	-
Region I	-	-	-	-	-	-	-	-	-	-	-	-
Region II	-	-	-	-	-	-	-	-	-	-	-	-
Region III	-	-	-	-	-	-	-	-	-	-	-	-
Region IV-A	-	-	-	-	-	-	-	-	-	-	-	-
Region IV-B	-	-	-	-	-	-	-	-	-	-	-	-
Region V	-	-	-	-	-	-	-	-	-	-	-	-
Region VI	-	-	-	-	-	-	-	-	-	-	-	-
Region VII	-	-	-	-	-	-	-	-	-	-	-	-
Region VIII	-	-	-	-	-	-	-	-	-	-	-	-
Region IX	-	-	-	-	-	-	-	-	-	-	-	-
Region X	-	-	-	-	-	-	-	-	-	-	-	-
Region XI	-	-	-	-	-	-	-	-	-	-	-	-
Region XII	-	-	-	-	-	-	-	-	-	-	-	-
Region XIII	-	-	-	-	-	-	-	-	-	-	-	-
TOTAL - CO/R O s	656,018,924.99	415,282,880.19	-	7,429,413,336.76	8,500,715,141.94	-	-	497,658,351.35	20,507,969,511.27	21,005,627,862.62	-	217,590,055.47
Central Office	94,481,856.77	10,402,688.87	-	121,194,213.27	226,078,758.91	-	-	9,318,052.62	3,231,566,950.73	3,240,885,003.35	-	17,336,153.37
NCR	29,392,298.43	39,584,832.15	-	335,118,217.17	404,095,347.75	-	-	42,095,422.64	1,126,678,358.89	1,168,773,781.53	-	13,689,466.94
CAR	33,473,730.36	23,615,711.04	-	377,816,301.46	434,905,742.86	-	-	12,855,225.05	555,477,212.80	568,332,437.85	-	23,239,411.27
NIR	660,838.00	99,995.17	-	53,682,343.69	54,443,176.86	-	-	-	-	-	-	-
Region I	30,393,439.89	23,536,746.79	-	681,132,518.48	735,062,705.16	-	-	7,102,044.76	1,381,884,404.29	1,388,986,449.05	-	6,120,614.90
Region II	32,398,291.08	20,922,097.44	-	592,969,945.06	646,290,333.58	-	-	22,699,396.02	447,729,954.34	470,429,350.36	-	5,754,267.62
Region III	49,467,253.28	22,274,079.77	-	556,626,905.27	628,368,238.32	-	-	30,110,613.45	1,305,009,814.77	1,335,120,428.22	-	18,516,781.19
Region IV-A	42,801,407.10	25,921,702.68	-	905,193,616.45	973,916,726.23	-	-	41,953,389.19	1,625,981,368.53	1,667,934,777.72	-	4,513,792.03
Region IV-B	30,083,551.07	28,684,914.90	-	191,870,641.20	250,639,107.17	-	-	48,772,797.36	893,389,184.65	942,161,982.01	-	301,207.84
Region V	44,565,442.04	18,417,416.48	-	268,217,975.09	331,200,833.61	-	-	42,725,075.38	1,521,606,515.58	1,564,331,590.96	-	36,192,268.75
Region VI	40,617,820.29	28,178,101.67	-	198,619,270.59	267,415,192.55	-	-	23,528,857.80	1,360,346,722.58	1,383,875,580.38	-	10,179,899.53
Region VII	39,788,687.15	24,409,211.41	-	277,628,221.60	341,806,120.16	-	-	32,911,391.46	1,309,051,284.57	1,341,962,676.03	-	11,352,581.65
Region VIII	35,526,301.89	30,840,279.28	-	551,828,231.41	618,194,812.58	-	-	15,010,338.03	1,392,397,922.44	1,407,408,260.47	-	4,355,068.66
Region IX	30,623,442.64	21,310,722.79	-	163,800,796.67	215,734,962.10	-	-	11,391,329.97	1,048,204,637.18	1,059,595,967.15	-	15,976,727.08
Region X	35,179,253.07	33,259,439.13	-	1,237,572,959.19	1,306,011,651.39	-	-	25,206,646.93	1,233,096,876.87	1,258,303,523.80	-	13,683,131.28
Region XI	25,776,155.41	25,990,093.51	-	503,798,618.14	555,564,867.06	-	-	25,434,520.93	466,097,000.32	491,531,521.25	-	16,289,354.03
Region XII	30,885,927.49	12,069,953.51	-	276,555,526.58	319,511,407.58	-	-	29,602,007.55	983,833,222.25	993,435,229.80	-	8,245,158.33
Region XIII	29,923,229.03	25,764,893.60	-	135,787,035.44	191,475,158.07	-	-	76,941,242.21	645,618,060.48	722,659,302.69	-	11,844,171.00
TOTAL	656,018,924.99	415,282,880.19	-	7,429,413,336.76	8,500,715,141.94	-	-	497,658,351.35	20,507,969,511.27	21,005,627,862.62	-	217,590,055.47

SUMMARY:

	Previous Report (February 2017)	This Month (March 2017)	As of Date
Total Disbursement Authorities Received	46,538,956,667.85	37,786,959,008.36	84,325,915,676.21
NCA/NTA (Adj)	42,700,445,422.77	33,913,583,984.58	76,614,029,407.35
Trust Fund	380,000,000.00	170,000,000.00	550,000,000.00
Working Fund (Adj)	423,173,054.96	141,470,898.40	564,643,953.36
TRA (Adj)	2,161,148,609.16	1,823,721,518.45	3,984,870,127.61
CDC	-	-	-
NCAA	874,189,580.96	1,738,182,606.93	2,612,372,187.89
Others (CDT, BTr, Docs Stamp, etc.)	-	-	-
Less: Notice of Transfer Allocations (NTA) Issued (Adj)	(9,381,332,459.33)	(7,949,153,169.85)	(17,330,485,629.18)
Fund Transfers- Trust Account	(189,342,640.49)	(60,720,039.33)	(250,062,679.82)
Total Disbursements Authorities Available	36,968,281,568.03	29,777,085,799.18	66,745,367,367.21
Less: Lapsed NCA	-	(1,454,120,250.84)	(1,454,120,250.84)
Disbursements (Adj)*	(31,784,261,109.25)	(33,043,403,204.54)	(64,827,664,313.79)
Add/(Deduct) Adjustments	(204,443,684.46)	232,070,254.56	27,626,570.10
Balance of Disbursements Authorities as of to date	4,979,576,774.32	(4,488,367,401.64)	491,209,372.68

* Amounts should tally

Prepared by:


FARHA K. KARIM
 Accountant III

Date:

04/26/17

Certified correct by:


MARY ANTOINETTE Z. PUNO
 Department Chief Accountant

Date:

V

Recor

Date:

Department : DEPARTMENT OF PUBLIC WORKS AND HIGHWAYS
 Agency : DEPARTMENT OF PUBLIC WORKS AND HIGHWAYS
 Operating Unit : CENTRAL OFFICE
 Organizational Code (UACS) : 180010100000
 Funding Source Code (as clustered) : FUND 102 (F101151, F101152, F101163, F101167 AND F101168)
 (e.g. Old Fund Code: 101, 102, 151)

PARTICULARS	CURRENT YEAR BUDGET					PRIOR YEAR'S ACCOUNTS PAYABLE					PRIOR YEARS BUDGE		
	PS	MOOE	Fin. Exp	CO	TOTAL	PS	MOOE	Fin. Exp	CO	Sub-Total	PS	MOOE	FIN
	2	3	4	5	6=(2+3+4+5)	7	8	9	10	11=(7+8+9+10)	12	13	14
Notice of Cash Allocation (NCA)				3,564,976.99	3,564,976.99	-	-	-	68,204,746.05	68,204,746.05	-	-	
MDS Checks Issued	-	-	-	1,910,058.75	1,910,058.75	-	-	-	60,468,977.10	60,468,977.10	-	-	
Advice to Debit Account	-	-	-	-	-	-	-	-	281,224,800.41	281,224,800.41	-	-	
Working fund (NCA issued to BTr)	-	-	-	1,086,045.06	1,086,045.06	-	-	-	38,572,191.45	38,572,191.45	-	-	
Tax Remittance Advices Issued (TRA)	-	-	-	-	-	-	-	-	-	-	-	-	
Cash Disbursement Ceiling (CDC)	-	-	-	28,389,553.68	28,389,553.68	-	-	-	1,709,793,053.25	1,709,793,053.25	-	-	
Non-Cash Availment Authority (NCAA)	-	-	-	-	-	-	-	-	-	-	-	-	
Others (CDT, BTr Docs Stamps, etc.)	-	-	-	-	-	-	-	-	-	-	-	-	
TOTAL				34,950,634.48	34,950,634.48				2,158,263,768.26	2,158,263,768.26			

SUMMARY:

	Previous Report (FEBRUARY 2017)	This Month (MARCH 2017)	As of Date
Total Disbursement Authorities Received			
NCA	390,000,000.00	180,000,000.00	570,000,000.00
Working Fund	423,173,054.96	141,470,898.40	564,643,953.36
TRA	75,168,001.41	40,197,469.97	115,365,471.38
CDC	-	-	-
NCAA	874,189,580.96	1,738,182,606.93	2,612,372,187.89
Others (CDC,BTr, Docs Tamps,etc)	-	-	-
Less: Notice of transfer Allocations (NTA)* issued	(51,998,493.43)	(36,126,908.89)	(88,125,402.32)
Total Disbursements Authorities Available	1,710,532,143.90	2,063,724,066.41	3,774,256,210.31
Less: Lapsed NCA	-	(201,800,714.23)	(201,800,714.23)
Disbursements*	(1,243,067,439.66)	(2,204,942,997.58)	(3,448,010,437.24)
Add/ (Deduct) Adjustments	(204,443,684.45)	232,070,254.56	27,626,570.11
Balance of Disbursements Authorities as of Date	263,021,019.79	(110,949,390.84)	152,071,628.96

*Amounts should Tally

Prepared by:

A.R. Latorre
 APRIL ROSE S. LATORRE

Accountant II

Date: April 25, 2017

Certified Correct by:

MARY ANTOINETTE Z. PUNO
 MARY ANTOINETTE Z. PUNO

Department Chief Accountant


Date: _____

DISBURSEMENT
MARCH 2017


YEAR'S ACCOUNTS PAYABLE				SUB-TOTAL	TRUST LIABILITIES				GRAND TOTAL				REMARKS
n. Exp	CO	Sub-Total	TOTAL		PS	MOOE	CO	TOTAL	PS	MOOE	Fin. Exp	CO	
14	15	16=(12+13+14+15)	17=(11+16)	18=(6+17)	19	20	21	22=(19+20+21)	23	24	25	26	27=(23+24+25+26)
-	9,587,478.23	9,587,478.23	77,792,224.28	81,357,201.27	-	-	-	-	-	-	-	81,357,201.27	81,357,201.27
-	1,601,883.15	1,601,883.15	62,070,860.25	63,980,919.00	-	-	-	-	-	-	-	63,980,919.00	63,980,919.00
-	-	-	281,224,800.41	281,224,800.41	-	-	-	-	-	-	-	281,224,800.41	281,224,800.41
-	539,233.46	539,233.46	39,111,424.91	40,197,469.97	-	-	-	-	-	-	-	40,197,469.97	40,197,469.97
-	-	-	-	-	-	-	-	-	-	-	-	-	-
-	-	-	1,709,793,053.25	1,738,182,606.93	-	-	-	-	-	-	-	1,738,182,606.93	1,738,182,606.93
-	-	-	-	-	-	-	-	-	-	-	-	-	-
-	-	-	-	-	-	-	-	-	-	-	-	-	-
-	-	-	-	-	-	-	-	-	-	-	-	-	-
-	11,728,594.84	11,728,594.84	2,169,992,363.10	2,204,942,997.58	-	-	-	-	-	-	-	2,204,942,997.58	2,204,942,997.58

	Previous Report (FEBRUARY 2017)	This month (MARCH 2017)	As of Date
Total Disbursement Program	1,272,886,000.00	554,703,000.00	1,827,589,000.00
Less: NTA Issued Ros/DEOs	(51,998,493.43)	(36,126,908.89)	(88,125,402.32)
Net Disbursement Program for CO	1,220,887,506.57	518,576,091.11	1,739,463,597.68
Less: *Actual Disbursement	(1,243,067,439.66)	(2,204,942,997.58)	(3,448,010,437.24)
(Over)/Under spending	(22,179,933.09)	(1,686,366,906.47)	(1,708,546,839.56)

Recommending Approval by:


MARICHU A. PALAFOX, CESO III
Director IV, FS
Date: _____

Approved By:


ARDELIZA R. MEDENILLA, MNSA, CESO II
Undersecretary for Support Services
Date: _____

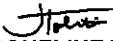
Department : DEPARTMENT OF PUBLIC WORKS AND HIGHWAYS
 Agency : DEPARTMENT OF PUBLIC WORKS AND HIGHWAYS
 Operating Unit : CENTRAL OFFICE
 Organizational Code (UACS) : 180010100000
 Funding Source Code (as clustered) : FUND 308601 - Trust Fund
 (e..g. Old Fund Code: 101, 102, 151)


PARTICULARS	CURRENT YEAR BUDGET					PRIOR YEARS BUDGET										
	PS	MOOE	Fin. Exp	CO	TOTAL	PRIOR YEAR'S ACCOUNTS PAYABLE					CURRENT YEAR'S ACCOUNTS PAYABLE					
						PS	MOOE	Fin. Exp	CO	Sub-Total	PS	MOOE	Fin. Exp	CO	Sub-Total	
1	2	3	4	5	6=(2+3+4+5)	7	8	9	10		12	13	14	15	16=	
Notice of Cash Allocation (NCA)																
MDS Checks Issued					-					-						
Advice to Debit Account					-					-						
Working fund (NCA Issued to BTr)					-					-						
Tax Remittance Advices Issued (TRA)					-					-						
Cash Disbursement Ceiling (CDC)					-					-						
Non-Cash Availment Authority (NCAA)					-					-						
Others (CDT, BTr Docs Stamps, etc.)					-					-						
TOTAL					-					-						

SUMMARY:

	Previous Report (February 2017)	This Month (March 2017)	As of Date	Total
Total Disbursement Authorities Received				
NCA	380,000,000.00	170,000,000.00	550,000,000.00	
Working Fund			-	
TRA			-	
CDC			-	
NCAA			-	
Others (CDC,BTr, Docs Tamps,etc)			-	
Less: Notice of transfer Allocations (NTA)* issued				
Funding Check Transfer to RO/OUs/NGAs	(189,342,640.49)	(60,720,039.33)	(250,062,679.82)	
Adjustments	-	-	-	
Total Disbursements Authorities Available	190,657,359.51	109,279,960.67	299,937,320.18	
Less: Lapsed NCA				
Disbursements*	(203,160.05)	(190,000.00)	(393,160.05)	
Balance of Disbursements Authorities as of to Date	190,454,199.46	109,089,960.67	299,544,160.13	

Notes: The use of NTA is discourage
 *Amounts should Tally


Prepared by:

JACQUELINE TOLENTINO
 Accountant I
 Date: April 24, 2017


Certified Correct by:

MARY ANTOINETTE Z. PUNO
 Department Chief Accountant
 Date: _____

DISBURSEMENT
March 2017

E	TRUST LIABILITIES						GRAND TOTAL					REMARKS
	TOTAL	SUB-TOTAL	PS	MOOE	CO	TOTAL	PS	MOOE	Fin. Exp	CO	TOTAL	
b-Total 2+13+14+ 15	17=(11+16)	18=(6+17)	19	20	21	22=(19+20+21)	23	24	25	26	27=(23+24+25+26)	
-	-	-	-	190,000.00	-	190,000.00	-	190,000.00	-	-	190,000.00	
-	-	-	-	-	-	-	-	-	-	-	-	
-	-	-	-	-	-	-	-	-	-	-	-	
-	-	-	-	-	-	-	-	-	-	-	-	
-	-	-	-	-	-	-	-	-	-	-	-	
-	-	-	-	-	-	-	-	-	-	-	-	
-	-	-	-	190,000.00	-	190,000.00	-	190,000.00	-	-	190,000.00	

	Previous Report (February 2017)	This Month (March 2017)	As of Date
Disbursement Program	-	-	-
*Actual Disbursement	(203,160.05)	(190,000.00)	(393,160.05)
r)/Under spending	(203,160.05)	190,000.00	393,160.05

Recommending Approval by:

MARICHU A. PALAFOX
 Director IV, FS
 Date: _____

Approved by:

ARDELIZA R. MEDENILLA, MNSA, CESO II
 Undersecretary for Support Services
 Date: _____

CONSOLIDATED MONTHLY REPORT OF I
For the month of March 20

Department : Department of Public Works and Highways
 Agency : National Government
 Operating Unit : Central Office
 Organization Code (UACS) : 180010100000
 Funding Source Code (as clustered) : 101101/104102 (Cluster 01)

PARTICULARS	CURRENT YEAR BUDGET					PRIOR YEAR'S ACCOUNTS PAYABLE					PRIOR YEAR'S BUDGET		
	PS	MOOE	Fin. Exp.	CO	TOTAL	PS	MOOE	Fin. Exp.	CO	Sub-Total	PS	MOOE	
	(1)	(2)	(3)	(4)	(5)	(6=2+3+4+5)	(7)	(8)	(9)	(10)	(11=7+8+9+10)	(12)	(13)
NOTICE OF CASH ALLOCATION													
MDS Checks Issued	31,573,312.00	8,783,043.03	-	144,000.00	40,500,355.03	-	1,627,421.34	-	822,337,706.98	823,965,128.32	-	11,852,960.69	
Advice to Debit Account	48,330,168.25	1,447,863.63	-	58,360.14	49,836,392.02	-	7,536,759.94	-	233,241,750.65	240,778,510.59	-	5,196,916.43	
Working Fund (NCA Issued to BTr)	-	-	-	-	-	-	-	-	-	-	-	-	
Tax Remittance Advice Issued (TRA)	14,578,376.52	171,782.21	-	3,397.74	14,753,556.47	-	153,871.34	-	17,723,724.84	17,877,596.18	-	286,276.25	
Cash Disbursement Ceiling (CDC)	-	-	-	-	-	-	-	-	-	-	-	-	
Non-Cash Availment Authority (NCAA)	-	-	-	-	-	-	-	-	-	-	-	-	
Others (CDT, BTr Docs Stamps, etc.)	-	-	-	-	-	-	-	-	-	-	-	-	
TOTAL	94,481,856.77	10,402,688.87	-	205,757.88	105,090,303.52	-	9,318,052.62	-	1,073,303,182.47	1,082,621,235.09	-	17,336,153.37	

SUMMARY:

	Previous Report (February 2017)	This Month (March 2017)	As of Date
Total Disbursement Authorities Received	10,296,672,963.13	8,758,232,312.87	19,054,905,276.00
NCA/NTA	10,237,302,000.00	8,725,041,000.00	18,962,343,000.00
NCA-forwarded from previous month	-	-	-
Working Fund	-	-	-
TRA	59,370,963.13	33,191,312.87	92,562,276.00
CDC	-	-	-
NCAA	-	-	-
Others (CDT, BTr, Docs Stamp, etc.)	-	-	-
Less: Notice of Transfer Allocations (NTA) Issued	(8,992,389,441.35)	(7,556,775,929.83)	(16,549,165,371.18)
Total Disbursements Authorities Available	1,304,283,521.78	1,201,456,383.04	2,505,739,904.82
Less: Lapsed NCA Disbursements *	(1,284,201,601.43)	(1,221,633,400.54)	(2,505,835,001.97)
Add/(Deduct): Adjustments in previous report	285,115.26	-	285,115.26
Balance of Disbursements Authorities as of to date	20,367,035.61	(20,177,017.50)	190,018.11

* Amounts should tally

Prepared by:

[Signature]
FARHA K. KARIM
Accountant III

Date:

02/24/17

Certified correct by:

[Signature]
MARY ANTOINETTE Z. PUNO
Department Chief Accountant

Date:

K

Recommending ap

Date:

DISBURSEMENTS

FAR No. 4

YEAR'S ACCOUNTS PAYABLE				SUB-TOTAL	TRUST LIABILITIES				TOTAL				REMARKS	
Fin. Exp.	CO	Sub-Total	TOTAL		PS	MOOE	CO	TOTAL	PS	MOOE	Fin. Exp.	CO		TOTAL
(14)	(15)	(16=12+13+14+15)	(17=11+16)	(18=6+17)	(19)	(20)	(21)	(22=19+20+21)	(23)	(24)	(25)	(26)	(27=23+24+25+26)	(28)
-	558,199.49	12,411,160.18	836,376,288.50	876,876,643.53	-	-	-	-	31,573,312.00	22,263,425.06	-	823,039,906.47	876,876,643.53	
-	15,753,625.10	20,950,541.53	261,729,052.12	311,565,444.14	-	-	-	-	48,330,168.25	14,181,540.00	-	249,053,735.89	311,565,444.14	
-	-	-	-	-	-	-	-	-	-	-	-	-	-	
-	273,883.97	560,160.22	18,437,756.40	33,191,312.87	-	-	-	-	14,578,376.52	611,929.80	-	18,001,006.55	33,191,312.87	
-	-	-	-	-	-	-	-	-	-	-	-	-	-	
-	-	-	-	-	-	-	-	-	-	-	-	-	-	
-	-	-	-	-	-	-	-	-	-	-	-	-	-	
-	16,585,708.56	33,921,861.93	1,116,543,097.02	1,221,633,400.54	-	-	-	-	94,481,856.77	37,056,894.86	-	1,090,094,648.91	1,221,633,400.54	

	Previous Report (February 2017)	This Month (March 2017)	As of Date
Total Disbursement Program	10,297,302,000.00	8,755,041,000.00	19,052,343,000.00
Less: Actual Disbursements	(1,284,201,601.43)	(1,221,633,400.54)	(2,505,835,001.97)
	<u>9,013,100,398.57</u>	<u>7,533,407,599.46</u>	<u>16,546,507,998.03</u>
Less: Notice of Transfer Allocations (NTA) Issued (Over)/Under Spending			<u>(16,549,165,371.18)</u> <u>(2,657,373.15)</u>


Approved by:


MARICHU A. PALAFOX, CESO III
 Director IV, Finance Service

Approved by:


ARDELIZA R. MEDENILLA, MNSA, CESO II
 Undersecretary for Support Services

Date:



In following-up, pls. cite DMS ref #
2017-BA-0026050

REPUBLIC OF THE PHILIPPINES
DEPARTMENT OF BUDGET AND MANAGEMENT
GENERAL SOLANO STREET, SAN MIGUEL, MANILA

ACKNOWLEDGEMENT RECEIPT

The **DEPARTMENT OF BUDGET AND MANAGEMENT** hereby acknowledges the receipt of your letter/request which has been uploaded to the DBM-Document Management System and routed to the appropriate office/s with the following information:

Sender: DPWH - CO - PERSONAL DELIVERY

Document Title: DPWH-CO-CONSOLIDATED MONTHLY REPORT OF DISBURSEMENTS FAR NO. 4 FOR ALL FUNDS FOR THE MONTH OF FEBRUARY 2017

Document Reference No: 2017-BA-0026050

Date and Time Uploaded: Friday, March 24, 2017 9:18:50 AM

Uploaded By: RECEIVING Cherry

Routed To: BMB-A Elsa Abundo

CC:


Total no of pages received: 1 copy and 6 pages

Notes: WITH 1 PAGE OF LARGE IMAGES


The determination of the completeness of the documentary requirements submitted, if any, is subject to the evaluation of the technical person in charge.

This receipt is system generated and does not require signature.

Received by:



DOCUMENT
MANAGEMENT
SYSTEM





Republic of the Philippines
DEPARTMENT OF PUBLIC WORKS AND HIGHWAYS
CENTRAL OFFICE
Manila

March 22, 2017

SECRETARY BENJAMIN E. DIOKNO
Department of Budget and Management
Malacañang, Manila

Attention: Director Carmencita P. Mahinay
Budget and Management Bureau for Economic Development Sector
(BMB-EDS)

Dear Secretary Diokno:

In compliance with the provision 4.8 of Joint Circular No. 2014-1 dated July 02, 2014, we are submitting the **Consolidated Monthly Report of Disbursements (MRD) – FAR No. 4** for All Funds for the month of February 2017.

Please acknowledge receipt hereof.


Very truly yours,


ARDELIZA R. MEDENILLA, MNSA, CESO II
Undersecretary for Support Services

cc: - Presidential Management Staff (Office of the President)
Malacañang, Manila

8.1 FKK/JJC/MAP

1915



Republic of the Philippines
DEPARTMENT OF PUBLIC WORKS AND HIGHWAYS
CENTRAL OFFICE
Manila

March 22, 2017

ASSISTANT COMMISSIONER LOURDES M. CASTILLO
Government Accountancy Sector
Commission on Audit
Commonwealth Avenue, Quezon City

*- 7/23/24/2017
AR*

Attention: MR. USMIN P. DIAMEL, DIRECTOR IV
Government Accountancy Office

Dear Assistant Commissioner Castillo:

In compliance with the provision 4.8 of Joint Circular No. 2014-1 dated July 02, 2014, we are submitting the **Consolidated Monthly Report of Disbursements (MRD) – FAR No. 4** for All Funds for the month of February 2017.

Please acknowledge receipt hereof.

Very truly yours,


ARDELIZA R. MEDENILLA, MNSA, CESO II
Undersecretary for Support Services

8.1 FKK/JJC/MAP

March 22, 2017

ASSISTANT COMMISSIONER LOURDES M. CASTILLO

Government Accountancy Sector
Commission on Audit
Commonwealth Avenue, Quezon City

Attention: MR. USMIN P. DIAMEL, DIRECTOR IV
Government Accountancy Office

Dear Assistant Commissioner Castillo:

In compliance with the provision 4.8 of Joint Circular No. 2014-1 dated July 02, 2014, we are submitting the **Consolidated Monthly Report of Disbursements (MRD) – FAR No. 4** for All Funds for the month of February 2017.

Please acknowledge receipt hereof.

Very truly yours,

AR
ARDELIZA R. MEDENILLA, MNSA, CESO II
Undersecretary for Support Services

MAP
8.1 FKK/JJC/



Republic of the Philippines
DEPARTMENT OF PUBLIC WORKS AND HIGHWAYS
CENTRAL OFFICE
Manila

March 22, 2017

AUDITOR RENATO ROSALES
Supervising Auditor
Office of the Auditor
Commission on Audit - DPWH

COA-DPWH-OSEC
F201/PMO-IRROW
Received by: MARVIN
Date: 3/24/17
7:45 AM

Dear Auditor Rosales:

In compliance with the provision 4.8 of Joint Circular No. 2014-1 dated July 02, 2014, we are submitting the **Consolidated Monthly Report of Disbursements (MRD) – FAR No. 4** for All Funds for the month of February 2017.

Please acknowledge receipt hereof.

Very truly yours,


ARDELIZA R. MEDENILLA, MNSA, CESO II
Undersecretary for Support Services

8.1 FKK/JJC/MAP

March 22, 2017

AUDITOR RENATO ROSALES

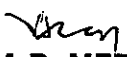
Supervising Auditor
Office of the Auditor
Commission on Audit - DPWH

Dear Auditor Rosales:

In compliance with the provision 4.8 of Joint Circular No. 2014-1 dated July 02, 2014, we are submitting the **Consolidated Monthly Report of Disbursements (MRD) – FAR No. 4** for All Funds for the month of February 2017.

Please acknowledge receipt hereof.

Very truly yours,


ARDELIZA R. MEDENILLA, MNSA, CESO II
Undersecretary for Support Services

8.1 FKK/JJC/MAP

CONSOLIDATED MONTHLY REPORT OF DISB
For the month of February 2017

Department : Department of Public Works and Highways
 Agency : National Government
 Operating Unit : Central Office
 Organization Code (UACS) : 180010100000
 Funding Source Code (as clustered) : 101101/104102 (Cluster 01)

PARTICULARS	CURRENT YEAR BUDGET					PRIOR YEAR'S ACCOUNTS PAYABLE					PRIOR YEAR'S BUDGET		
	PS	MOOE	Fin. Exp.	CO	TOTAL	PS	MOOE	Fin. Exp.	CO	Sub-Total	PS	MOOE	FI
	(1)	(2)	(3)	(4)	(5)	(6=2+3+4+5)	(7)	(8)	(9)	(10)	(11=7+8+9+10)	(12)	(13)
NOTICE OF CASH ALLOCATION													
MDS Checks Issued	18,263,750.06	6,796,565.51	-	-	25,060,315.57	-	849,029.59	-	345,843,940.83	346,692,970.42	-	2,737,266.31	
Advice to Debit Account	37,394,492.44	1,578,927.07	-	467,772.13	39,441,191.64	-	11,979,396.64	-	402,712,792.49	414,692,189.13	-	4,383,820.00	
Working Fund (NCA Issued to BTr)	-	-	-	-	-	-	-	-	-	-	-	-	
Tax Remittance Advice Issued (TRA)	10,025,641.45	232,846.23	-	13,004.49	10,271,492.17	-	356,641.79	-	20,810,550.65	21,167,192.44	-	197,972.61	
Cash Disbursement Ceiling (CDC)	-	-	-	-	-	-	-	-	-	-	-	-	
Non-Cash Availment Authority (NCAA)	-	-	-	-	-	-	-	-	-	-	-	-	
Others (CDT, BTr Docs Stamps, etc.)	-	-	-	-	-	-	-	-	-	-	-	-	
TOTAL	65,683,883.95	8,608,338.81	-	480,776.62	74,772,999.38	-	13,185,068.02	-	769,367,283.97	782,552,351.99	-	7,319,058.92	

SUMMARY:

	Previous Report	This Month (January 2017)	As of Date
Total Disbursement Authorities Received			
NCA/NTA	4,832,217,295.95	5,464,455,667.18	10,296,672,963.13
NCA-forwarded from previous month	4,804,790,000.00	5,432,512,000.00	10,237,302,000.00
Working Fund	-	-	-
TRA	27,427,295.95	31,943,667.18	59,370,963.13
CDC	-	-	-
NCAA	-	-	-
Others (CDT, BTr, Docs Stamp, etc.)	-	-	-
Less: Notice of Transfer Allocations (NTA) Issued	(4,399,595,710.96)	(4,592,793,730.39)	(8,992,389,441.35)
Total Disbursements Authorities Available	432,621,584.99	871,661,936.79	1,304,283,521.78
Less: Lapsed NCA Disbursements *	(408,207,014.71)	(875,994,586.72)	(1,284,201,601.43)
Balance of Disbursements Authorities as of to date	24,414,570.28	(4,332,649.93)	20,081,920.35

* Amounts should tally

Prepared by:


FARHA K. KARIM
Accountant III

Date:

07/2/17

Certified correct by:


MARY ANTONETTE Z. PUNO
Department Chief Accountant


Date:


Recommending approval:

Date:

AR'S ACCOUNTS PAYABLE				SUB-TOTAL	TRUST LIABILITIES				TOTAL				REMARKS	
Exp.	CO	Sub-Total	TOTAL		PS	MOOE	CO	TOTAL	PS	MOOE	Fin. Exp.	CO		TOTAL
(14)	(15)	(16=12+13+14+15)	(17=11+16)	(18=6+17)	(19)	(20)	(21)	22=19+20+21	(23)	(24)	(25)	(26)	(27=23+24+25+26)	(28)
-	13,088.34	2,750,354.65	349,443,325.07	374,503,640.64	-	-	-	-	18,263,750.06	10,382,861.41	-	345,857,029.17	374,503,640.64	
-	11,030,078.13	15,413,898.13	430,106,087.26	469,547,278.90	-	-	-	-	37,394,492.44	17,942,143.71	-	414,210,642.75	469,547,278.90	
-	-	-	-	-	-	-	-	-	-	-	-	-	-	
-	307,009.96	504,982.57	21,672,175.01	31,943,667.18	-	-	-	-	10,025,641.45	787,460.63	-	21,130,565.10	31,943,667.18	
-	-	-	-	-	-	-	-	-	-	-	-	-	-	
-	-	-	-	-	-	-	-	-	-	-	-	-	-	
-	-	-	-	-	-	-	-	-	-	-	-	-	-	
-	-	-	-	-	-	-	-	-	-	-	-	-	-	
-	11,350,176.43	18,669,235.35	801,221,587.34	875,994,586.72	-	-	-	-	65,683,883.95	29,112,465.75	-	781,198,237.03	875,994,586.72	

	Previous Report	This Month (January 2017)	As of Date
Total Disbursement Program	-	4,804,790,000.00	4,804,790,000.00
Less: Actual Disbursements	(408,207,014.71)	(875,994,586.72)	(1,284,201,601.43)
	<u>(408,207,014.71)</u>	<u>3,928,795,413.28</u>	<u>3,520,588,398.57</u>
Less: Notice of Transfer Allocations (NTA) Issued (Over)/Under Spending			<u>(4,592,793,730.39)</u>
			<u>(1,072,205,331.82)</u>

by: 
MARICHU A. PALAFOX, CESO III
 Director IV, Finance Service

Approved by: 
ARDELIZA R. MEDENILLA, MNSA, CESO II
 Undersecretary for Support Services

Date: _____

Department : DEPARTMENT OF PUBLIC WORKS AND HIGHWAYS
 Agency : DEPARTMENT OF PUBLIC WORKS AND HIGHWAYS
 Operating Unit : CENTRAL OFFICE
 Organizational Code (UACS) : 180010100000
 Funding Source Code (as clustered) : FUND 102 (F101151, F101152, F10163, F101167 AND F101168)
 (e.g. Old Fund Code: 101, 102, 151)

PARTICULARS	CURRENT YEAR BUDGET					PRIOR YEAR'S ACCOUNTS PAYABLE					PRIOR YEARS BUDG	
	PS	MOOE	Fin. Exp	CO	TOTAL	PS	MOOE	Fin. Exp	CO	Sub-Total	PS	MOOE
	2	3	4	5	6=(2+3+4+5)	7	8	9	10	11=(7+8+9+10)	12	13
Notice of Cash Allocation (NCA)												
MDS Checks Issued	-	-	-	-	-	-	-	-	7,508,278.48	7,508,278.48	-	-
Advice to Debit Account	-	-	-	7,228,172.37	7,228,172.37	-	-	-	59,098,935.39	59,098,935.39	-	-
Working fund (NCA Issued to BTr)	-	-	-	-	-	-	-	-	15,320,524.52	15,320,524.52	-	-
Tax Remittance Advices Issued (TRA)	-	-	-	4,009,212.75	4,009,212.75	-	-	-	21,195,805.43	21,195,805.43	-	-
Cash Disbursement Ceiling (CDC)	-	-	-	-	-	-	-	-	-	-	-	-
Non-Cash Availment Authority (NCAA)	-	-	-	-	-	-	-	-	455,922,205.47	455,922,205.47	-	-
Others (CDT, BTr Docs Stamps, etc.)	-	-	-	-	-	-	-	-	-	-	-	-
TOTAL				11,237,385.12	11,237,385.12				559,045,749.29	559,045,749.29		

SUMMARY:

	Previous Report (JANUARY 2017)	This Month (FEBRUARY 2017)	As of Date
Total Disbursement Authorities Received			
NCA	190,000,000.00	200,000,000.00	390,000,000.00
Working Fund	223,505,054.96	199,668,000.00	423,173,054.96
TRA	49,358,376.88	25,809,624.53	75,168,001.41
CDC	-	-	-
NCAA	418,267,375.49	455,922,205.47	874,189,580.96
Others (CDC,BTr, Docs Tamps,etc)	-	-	-
Less: Notice of transfer Allocations (NTA)* issued	(35,558,499.90)	(16,439,993.53)	(51,998,493.43)
Total Disbursements Authorities Available	845,572,307.43	864,959,836.47	1,710,532,143.90
Less: Lapsed NCA	-	-	-
Disbursements*	(665,046,627.31)	(578,020,812.35)	(1,243,067,439.66)
Add/ (Deduct) Adjustments	(1,086,240.13)	(203,357,444.31)	(204,443,684.44)
Balance of Disbursements Authorities as of Date	179,439,439.99	83,581,579.81	263,021,019.80

*Amounts should Tally

Prepared by:

A.R. Latorre
 APRIL ROSE S. LATORRE

Accountant II

Date: March 22, 2017

Certified Correct by:

M.A. Z. Puno
 MARY ANTOINETTE Z. PUNO

Department Chief Accountant

Date: _____


YEAR'S ACCOUNTS PAYABLE			TOTAL	SUB-TOTAL	TRUST LIABILITIES				GRAND TOTAL				REMARKS	
Exp	CO	Sub-Total			PS	MOOE	CO	TOTAL	PS	MOOE	Fin. Exp	CO		TOTAL
14	15	16=(12+13+14+15)	17=(11+16)	18=(6+17)	19	20	21	22=(19+20+21)	23	24	25	26	27=(23+24+25+26)	
-	6,273,141.23	6,273,141.23	13,781,419.71	13,781,419.71	-	-	-	-	-	-	-	13,781,419.71	13,781,419.71	
-	764,470.69	764,470.69	59,863,406.08	67,091,578.45	-	-	-	-	-	-	-	67,091,578.45	67,091,578.45	
-	95,459.67	95,459.67	15,415,984.19	15,415,984.19	-	-	-	-	-	-	-	15,415,984.19	15,415,984.19	
-	604,606.35	604,606.35	21,800,411.78	25,809,624.53	-	-	-	-	-	-	-	25,809,624.53	25,809,624.53	
-	-	-	-	-	-	-	-	-	-	-	-	-	-	
-	-	-	455,922,205.47	455,922,205.47	-	-	-	-	-	-	-	455,922,205.47	455,922,205.47	
-	-	-	-	-	-	-	-	-	-	-	-	-	-	
	7,737,677.94	7,737,677.94	566,783,427.23	578,020,812.35	-	-	-	-	-	-	-	578,020,812.35	578,020,812.35	

	Previous Report (JANUARY 2017)	This month (FEBRUARY 2017)	As of Date
Total Disbursement Program	673,203,000.00	599,683,000.00	1,272,886,000.00
Less: NTA Issued Ros/DEOs	(35,558,499.90)	(16,439,993.53)	(51,998,493.43)
Net Disbursement Program for CO	637,644,500.10	583,243,006.47	1,220,887,506.57
Less: *Actual Disbursement	(665,046,627.31)	(578,020,812.35)	(1,243,067,439.66)
(Over)/Under spending	<u>(27,402,127.21)</u>	<u>5,222,194.12</u>	<u>(22,179,933.09)</u>

Recommending Approval by:


MARICHU A. PALAFOX, CESO III
 Director IV, FS
 Date: _____

Approved By:


ARDELIZA R. MEDENILLA, MNSA, CESO II
 Undersecretary for Support Services
 Date: _____

Department : DEPARTMENT OF PUBLIC WORKS AND HIGHWAYS
 Agency : DEPARTMENT OF PUBLIC WORKS AND HIGHWAYS
 Operating Unit : CENTRAL OFFICE
 Organizational Code (UACS) : 180010100000
 Funding Source Code (as clustered) : FUND MVUC (F104358, F104359 & 104360)
 (e.g. Old Fund Code: 101, 102, 151)

PARTICULARS	CURRENT YEAR BUDGET					PRIOR YEAR'S ACCOUNTS PAYABLE					PS
	PS	MOOE	Fin. Exp	CO	TOTAL	PS	MOOE	Fin. Exp	CO	Sub-Total	
1	2	3	4	5	6=(2+3+4+5)	7	8	9	10	11=(7+8+9+10)	12
Notice of Cash Allocation (NCA)					-					-	
MDS Checks Issued	-	-	-	-	-	-	-	-	50,609,042.40	50,609,042.40	-
Advice to Debit Account	-	-	-	-	-	-	-	-	59,434,327.93	59,434,327.93	-
Working fund (NCA Issued to BTr)	-	-	-	-	-	-	-	-	-	-	-
Tax Remittance Advices Issued (TRA)	-	-	-	-	-	-	-	-	11,237,407.12	11,237,407.12	-
Cash Disbursement Ceiling (CDC)	-	-	-	-	-	-	-	-	-	-	-
Non-Cash Availment Authority (NCAA)	-	-	-	-	-	-	-	-	-	-	-
Others (CDT, BTr Docs Stamps, etc.)	-	-	-	-	-	-	-	-	-	-	-
TOTAL									121,280,777.45	121,280,777.45	

SUMMARY:

	Previous Report (JANUARY 2017)	This Month (FEBRUARY 2017)	As of Date
Total Disbursement Authorities Received			
NCA	320,000,000.00	420,000,000.00	740,000,000.00
Working Fund	-	-	-
TRA	4,638,829.99	11,237,407.12	15,876,237.11
CDC	-	-	-
NCAA	-	-	-
Others (CDC,BTr, Docs Tamps,etc)	-	-	-
Less: Notice of transfer Allocations (NTA)* issued	<u>(141,383,829.52)</u>	<u>(203,669,975.78)</u>	<u>(345,053,805.30)</u>
Total Disbursements Authorities Available	183,255,000.47	227,567,431.34	410,822,431.81
Less: Lapsed NCA	-	-	-
Disbursements*	<u>(148,357,184.75)</u>	<u>(121,280,777.45)</u>	<u>(269,637,962.20)</u>
Balance of Disbursements Authorities as of to Date	<u>34,897,815.72</u>	<u>106,286,653.89</u>	<u>141,184,469.61</u>

*Amounts should Tally

Prepared by:

JTolentino
 JACQUELINE TOLENTINO
 Accountant I
 Date: March 21, 2017

Certified Correct by:

MARY ANTOINETTE Z. PUNO
 MARY ANTOINETTE Z. PUNO
 Department Chief Accountant
 Date: f 9th 17

OF DISBURSEMENT
FEBRUARY 2017

BUDGET				SUB-TOTAL	TRUST LIABILITIES				GRAND TOTAL					REMARKS
CURRENT YEAR'S ACCOUNTS PAYABLE					PS	MOOE	CO	TOTAL	PS	MOOE	Fin. Exp	CO	TOTAL	
MOOE	Fin. Exp	CO	Sub-Total	17=(11+16)	18=(6+17)	19	20	21	22=(19+20+21)	23	24	25	26	27=(23+24+25+26)
13	14	15	16=(12+13+14+15)											
-	-	-	-	50,609,042.40	50,609,042.40	-	-	-	-	-	-	-	50,609,042.40	50,609,042.40
-	-	-	-	59,434,327.93	59,434,327.93	-	-	-	-	-	-	-	59,434,327.93	59,434,327.93
-	-	-	-	11,237,407.12	11,237,407.12	-	-	-	-	-	-	-	11,237,407.12	11,237,407.12
-	-	-	-	-	-	-	-	-	-	-	-	-	-	-
-	-	-	-	-	-	-	-	-	-	-	-	-	-	-
-	-	-	-	121,280,777.45	121,280,777.45	-	-	-	-	-	-	-	121,280,777.45	121,280,777.45

	Previous Report (JANUARY 2017)	This Month (FEBRUARY 2017)	As of Date
Total Disbursement Program	329,852,000.00	431,398,000.00	761,250,000.00
Less: NTA Issued Ros/DEOs	<u>(141,383,829.52)</u>	<u>(203,669,975.78)</u>	<u>(345,053,805.30)</u>
Net Disbursement Program for CO	188,468,170.48	227,728,024.22	416,196,194.70
Less: *Actual Disbursement (Over)/Under spending	<u>(148,357,184.75)</u>	<u>(121,280,777.45)</u>	<u>(269,637,962.20)</u>
	<u>40,110,985.73</u>	<u>106,447,246.77</u>	<u>146,558,232.50</u>

Recommending Approval by:



MARICHU A. PALAFOX, CESO III
Director IV, FS
Date: _____

Approved By:



ARDELIZA R. MEDENILLA, MNSA, CESO II
Undersecretary for Support Services
Date: _____

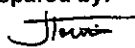
Department : DEPARTMENT OF PUBLIC WORKS AND HIGHWAYS
 Agency : DEPARTMENT OF PUBLIC WORKS AND HIGHWAYS
 Operating Unit : CENTRAL OFFICE
 Organizational Code (UACS) : 180010100000
 Funding Source Code (as clustered) : FUND 308601 - Trust Fund
 (e.g. Old Fund Code: 101, 102, 151)


PARTICULARS	CURRENT YEAR BUDGET					PRIOR YEAR'S ACCOUNTS PAYABLE					CURRENT YEAR'S ACCOUNTS PAYABLE					
	PS	MOOE	Fin. Exp	CO	TOTAL	PS	MOOE	Fin. Exp	CO	Sub-Total	PS	MOOE	Fin. Exp	CO	Sub-Total	
	2	3	4	5	6=(2+3+4+5)	7	8	9	10		12	13	14	15	16=	
Notice of Cash Allocation (NCA)																
MDS Checks Issued					-					-						
Advice to Debit Account					-					-						
Working fund (NCA Issued to BTr)					-					-						
Tax Remittance Advices Issued (TRA)					-					-						
Cash Disbursement Ceiling (CDC)					-					-						
Non-Cash Availment Authority (NCAA)					-					-						
Others (CDT, BTr Docs Stamps, etc.)					-					-						
TOTAL					-					-						

SUMMARY:

	Previous Report (January 2017)	This Month (February 2017)	As of Date	To: Le: (O)
Total Disbursement Authorities Received				
NCA	-	380,000,000.00	380,000,000.00	
Working Fund			-	
TRA			-	
CDC			-	
NCAA			-	
Others (CDC,BTr, Docs Tamps,etc)			-	
Less: Notice of transfer Allocations (NTA)* issued			-	
Funding Check Transfer to RO/OUs/NGAs	-	(189,342,640.49)	(189,342,640.49)	
Adjustments	-	-	-	
Total Disbursements Authorities Available	-	190,657,359.51	190,657,359.51	
Less: Lapsed NCA	-	-	-	
Disbursements*	-	(203,160.05)	(203,160.05)	
Balance of Disbursements Authorities as of to Dal	-	190,454,199.46	190,454,199.46	

Notes: The use of NTA is discourage
 *Amounts should Tally


Prepared by:

JACQUELINE TOLENTINO
 Accountant I
 Date: March 21, 2017


Certified Correct by:

MARY ANTONETTE Z. PUNO
 Department Chief Accountant
 Date: _____

SEMENT
2017

TOTAL	SUB-TOTAL	TRUST LIABILITIES				GRAND TOTAL					REMARKS
		PS	MOOE	CO	TOTAL	PS	MOOE	Fin. Exp	CO	TOTAL	
17=(11+16)	18=(6+17)	19	20	21	22=(19+20+21)	23	24	25	26	27=(23+24+25+26)	
-	-		203,160.05		203,160.05		203,160.05		-	203,160.05	
-	-				-		-		-	-	
-	-				-		-		-	-	
-	-				-		-		-	-	
-	-				-		-		-	-	
-	-	-	203,160.05	-	203,160.05	-	203,160.05	-	-	203,160.05	

	Previous Report (January 2017)	This Month (February 2017)	As of Date
ment Program	-	-	-
Disbursement	-	(203,160.05)	(203,160.05)
pending	-	203,160.05	203,160.05

Recommending Approval by:

MARICHU A. PALAFOX
 Director IV, FS
 Date: _____

Approved by:

ARDELIZA R. MEDENILLA, MNSA, CESO II
 Undersecretary for Support Services
 Date: _____

Region IV-B	2,839,148.31	78,229.84	95,602.80	3,012,980.95	1,334,455.84	42,602,752.16	43,937,208.00	70,957.40		
Region V	3,888,789.35	353,923.02	2,661,946.45	6,904,658.82	795,998.88	58,006,854.53	58,802,853.41	340,790.25		
Region VI	2,927,555.22	323,905.32	673,305.09	3,924,765.63	1,358,259.20	35,983,207.08	37,341,466.28	748,106.68		
Region VII	4,249,225.53	108,515.43	388,649.87	4,746,390.83	2,002,908.63	78,354,545.51	80,357,454.14	542,411.02		
Region VIII	3,551,051.62	102,542.93	9,418,941.50	13,072,536.05	989,542.76	21,087,252.32	22,076,795.08	55,830.12		
Region IX	3,100,389.78	1,541,762.35	12,724,015.12	17,366,167.25	33,760.32	37,383,410.55	37,417,170.87	156,514.69		
Region X	2,612,458.32	128,009.73	11,665,832.07	14,406,300.12	713,135.08	61,532,303.45	62,245,438.53	108,837.38		
Region XI	2,757,945.27	308,997.16		3,066,942.43	1,116,376.63	16,061,913.88	17,178,290.51	426,015.65		
Region XII	1,018,375.71			1,018,375.71	2,004,581.23	25,937,272.03	27,941,853.26	15,985.81		
Region XIII	2,423,045.88	357.96	108,062.45	2,531,466.29	1,180,654.45	30,887,936.95	32,068,591.40	276,694.80		
NCAA						455,922,205.47	455,922,205.47			
Central Office						455,922,205.47	455,922,205.47			
NCR										
CAR										
NIR										
Region I										
Region II										
Region III										
Region IV-A										
Region IV-B										
Region V										
Region VI										
Region VII										
Region VIII										
Region IX										
Region X										
Region XI										
Region XII										
Region XIII										
TOTAL - CO/R O s	596,800,512.24	114,158,912.72	1,568,623,809.49	2,279,583,234.45	458,799,667.51	13,988,752,588.33	14,447,552,255.84	168,229,316.43		2
Central Office	65,683,883.95	8,608,338.81	11,718,161.74	86,010,384.50	13,185,068.02	1,449,693,810.71	1,462,878,878.73	7,319,058.92		
NCR	27,860,880.37	15,797,302.37	10,727,649.93	54,385,832.67	70,602,963.16	914,120,415.33	984,723,378.49	18,115,680.48		
CAR	32,282,278.20	4,959,781.22	46,335,496.96	83,577,556.38	18,552,215.59	189,410,841.57	207,963,057.16	11,697,681.74		
NIR	2,814,383.69	202,287.00	68,402,506.78	71,419,177.47						
Region I	31,880,629.84	2,181,101.90	108,685,866.80	142,747,598.54	16,667,454.52	766,878,884.79	783,546,339.31	14,406,420.53		
Region II	30,037,055.80	2,312,467.60	410,129,693.97	442,479,217.37	39,921,550.72	562,349,345.34	602,270,896.06	10,074,754.20		
Region III	47,902,159.60	9,745,996.33	105,691,714.15	163,339,870.08	51,862,645.74	1,167,277,535.23	1,219,140,180.97	14,148,219.31		
Region IV-A	41,335,138.11	10,102,706.47	180,265,917.68	231,703,762.26	46,510,769.85	1,172,884,314.72	1,219,395,084.57	5,517,483.61		
Region IV-B	25,748,967.23	3,623,777.67	5,489,050.12	34,861,795.02	19,451,832.87	623,663,378.08	643,115,210.95	2,653,156.67		
Region V	37,725,472.02	7,504,553.92	45,318,516.03	90,548,541.97	16,134,766.76	1,029,712,600.57	1,045,847,367.33	23,797,311.12		
Region VI	34,417,328.90	3,393,163.42	48,704,764.29	86,515,256.61	34,464,871.22	475,985,518.86	510,450,390.08	14,197,627.66		
Region VII	39,765,485.88	4,742,847.30	25,995,012.72	70,503,345.90	34,661,809.81	924,693,241.87	959,355,051.68	11,006,130.90		
Region VIII	32,274,523.73	4,353,524.83	103,493,046.80	140,121,095.36	18,056,208.41	396,887,002.26	414,943,210.67	2,421,184.15		
Region IX	30,963,175.92	21,309,816.73	145,481,095.49	197,754,088.14	2,555,609.46	633,340,928.78	635,896,538.24	2,407,120.87		
Region X	30,052,808.79	3,617,591.26	192,872,149.04	226,542,549.09	12,731,780.16	1,158,553,243.15	1,171,285,023.31	2,655,691.22		
Region XI	27,081,794.99	9,436,714.70	2,727,175.76	39,245,685.45	17,466,588.43	253,099,165.10	270,565,753.53	15,804,238.43		
Region XII	31,687,169.27	175,224.97	191,516.87	32,053,911.11	32,069,320.90	1,224,100,488.71	1,256,169,809.61	5,792,719.09		
Region XIII	27,287,375.95	2,091,716.22	56,394,474.36	85,773,566.53	13,904,211.89	1,046,101,873.26	1,060,006,085.15	6,214,837.53		
TOTAL	596,800,512.24	114,158,912.72	1,568,623,809.49	2,279,583,234.45	458,799,667.51	13,988,752,588.33	14,447,552,255.84	168,229,316.43		2

SUMMARY:

	Previous Report (January 2017)	This Month (February 2017)	As of Date
Total Disbursement Authorities Received	20,077,309,143.07	26,461,647,524.78	46,538,956,667.85
NCA/NTA (Adj)	18,338,932,944.52	24,361,512,478.25	42,700,445,422.77
Trust Fund	-	380,000,000.00	380,000,000.00
Working Fund (Adj)	223,505,054.96	199,668,000.00	423,173,054.96
TRA (Adj)	1,096,603,768.10	1,064,544,841.06	2,161,148,609.16
CDC	-	-	-
NCAA	418,267,375.49	455,922,205.47	874,189,580.96
Others (CDT, BTr, Docs Stamp, etc.)	-	-	-
Less: Notice of Transfer Allocations (NTA) Issued (Adj)	(4,576,538,040.31)	(4,812,903,699.70)	(9,389,441,740.01)
Fund Transfers- Trust Account	-	(189,342,640.49)	(189,342,640.49)
Total Disbursements Authorities Available	15,500,771,102.76	21,459,401,184.59	36,960,172,287.35
Less: Lapsed NCA Disbursements (Adj)*	(12,684,390,609.52)	(19,100,190,694.01)	(31,784,581,303.53)
Balance of Disbursements Authorities as of to date	2,816,380,493.24	2,359,210,490.58	5,175,590,983.82

* Amounts should tally

Prepared by:

[Signature]
FARHA K. ARIM
 Accountant III

Date:

02/22/17

Certified correct by:

[Signature]
MARY ANTOINETTE Z. PUNO
 Department Chief Accountant

Date:

r

Recommending appro

Date:



In following-up, pls. cite DMS ref #
2017-BA-0015003

REPUBLIC OF THE PHILIPPINES
DEPARTMENT OF BUDGET AND MANAGEMENT
GENERAL SOLANO STREET, SAN MIGUEL, MANILA

ACKNOWLEDGEMENT RECEIPT

The **DEPARTMENT OF BUDGET AND MANAGEMENT** hereby acknowledges the receipt of your letter/request which has been uploaded to the DBM-Document Management System and routed to the appropriate office/s with the following information:

Sender: DPWH - CO - PERSONAL DELIVERY

Document Title: DPWH-CO-CONSOLIDATED MONTHLY REPORT OF DISBURSEMENTS FAR NO. 4 FOR ALL FUNDS FOR THE MONTH OF JANUARY 2017

Document Reference No: 2017-BA-0015003

Date and Time Uploaded: Friday, February 17, 2017 8:33:21 AM

Uploaded By: RECEIVING Cherry

Routed To: BMB-A Elsa Abundo

CC:

Total no of pages received: 1 copy and 5 pages

Notes: WITH 1 LARGE IMAGES OF ATTACHMENTS

The determination of the completeness of the documentary requirements submitted, if any, is subject to the evaluation of the technical person in charge.

This receipt is system generated and does not require signature.

Received by:



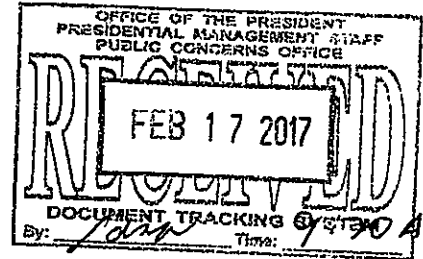
DOCUMENT
MANAGEMENT
SYSTEM



Republic of the Philippines
DEPARTMENT OF PUBLIC WORKS AND HIGHWAYS
CENTRAL OFFICE
Manila

February 15, 2017

SECRETARY BENJAMIN E. DIOKNO
Department of Budget and Management
Malacañang, Manila




Attention: Director Carmencita P. Mahinay
Budget and Management Bureau for Economic Development Sector
(BMB-EDS)

Dear Secretary Diokno:

In compliance with the provision 4.8 of Joint Circular No. 2014-1 dated July 02, 2014, we are submitting the **Consolidated Monthly Report of Disbursements (MRD) – FAR No. 4** for All Funds for the month of January 2017.

Please acknowledge receipt hereof.

Very truly yours,


ARDELIZA R. MEDENILLA, MNSA, CESO II
Undersecretary for Support Services

cc: - Presidential Management Staff (Office of the President)
Malacañang, Manila

8.1 FKK/JJC/MAP



Republic of the Philippines
DEPARTMENT OF PUBLIC WORKS AND HIGHWAYS
CENTRAL OFFICE
Manila

February 15, 2017

ASSISTANT COMMISSIONER LOURDES M. CASTILLO
Government Accountancy Sector
Commission on Audit
Commonwealth Avenue, Quezon City

Attention: MR. USMIN P. DIAMEL, DIRECTOR IV
Government Accountancy Office

Dear Assistant Commissioner Castillo:

In compliance with the provision 4.8 of Joint Circular No. 2014-1 dated July 02, 2014, we are submitting the **Consolidated Monthly Report of Disbursements (MRD) – FAR No. 4** for All Funds for the month of January 2017.

Please acknowledge receipt hereof.

Very truly yours,


ARDELIZA R. MEDENILLA, MNSA, CESO II
Undersecretary for Support Services

8.1 FKK/JJC/MAP





Republic of the Philippines
DEPARTMENT OF PUBLIC WORKS AND HIGHWAYS
CENTRAL OFFICE
Manila

February 15, 2017

AUDITOR RENATO ROSALES

Supervising Auditor
Office of the Auditor
Commission on Audit - DPWH


COA-DPWH (OSSEC) Fund 101/MVUC RECEIVED BY: <u>DRG</u> Date & Time: <u>2/16/17 1:20PM</u>
--

Dear Auditor Rosales:

In compliance with the provision 4.8 of Joint Circular No. 2014-1 dated July 02, 2014, we are submitting the **Consolidated Monthly Report of Disbursements (MRD) – FAR No. 4** for All Funds for the month of January 2017.

Please acknowledge receipt hereof.

Very truly yours,


ARDELIZA R. MEDENILLA, MNSA, CESO II
Undersecretary for Support Services

8.1 FKK/JJC/MAP

CONSOLIDATED MONTHLY REPORT OF I
For the month of January 2017

Department : Department of Public Works and Highways
 Agency : National Government
 Operating Unit : Central Office
 Organization Code (UACS) : 180010100000
 Funding Source Code (as clustered) : 101101 (Cluster 01)

PARTICULARS	CURRENT YEAR BUDGET					PRIOR YEAR'S ACCOUNTS PAYABLE					PRIOR YEAR'S BUDGET		
	PS	MOOE	Fin. Exp.	CO	TOTAL	PS	MOOE	Fin. Exp.	CO	Sub-Total	PS	MOOE	
	(1)	(2)	(3)	(4)	(5)	(6=2+3+4+5)	(7)	(8)	(9)	(10)	(11=7+8+9+10)	(12)	(13)
NOTICE OF CASH ALLOCATION													
MDS Checks Issued	17,984,771.30	-	-	-	17,984,771.30	-	6,283,572.90	-	58,046,922.18	64,330,495.08	-	-	-
Advice to Debit Account	36,354,760.99	-	-	25,663.46	36,380,424.45	-	13,662,204.46	-	247,636,304.05	261,298,508.51	-	-	-
Working Fund (NCA Issued to BTr)	-	-	-	-	-	-	-	-	-	-	-	-	-
Tax Remittance Advice Issued (TRA)	10,066,158.03	-	-	1,364.86	10,067,522.89	-	1,060,780.52	-	16,257,216.09	17,317,996.61	-	-	-
Cash Disbursement Ceiling (CDC)	-	-	-	-	-	-	-	-	-	-	-	-	-
Non-Cash Availment Authority (NCAA)	-	-	-	-	-	-	-	-	-	-	-	-	-
Others (CDT, BTr Docs Stamps, etc.)	-	-	-	-	-	-	-	-	-	-	-	-	-
TOTAL	64,405,690.32	-	-	27,028.32	64,432,718.64	-	21,006,557.88	-	321,940,442.32	342,947,000.20	-	-	-

SUMMARY:

	Previous Report	This Month (January 2017)	As of Date
Total Disbursement Authorities Received	-	4,832,217,295.95	4,832,217,295.95
NCA/NTA	-	4,804,790,000.00	4,804,790,000.00
NCA-forwarded from previous month	-	-	-
Working Fund	-	-	-
TRA	-	27,427,295.95	27,427,295.95
CDC	-	-	-
NCAA	-	-	-
Others (CDT, BTr, Docs Stamp, etc.)	-	-	-
Less: Notice of Transfer Allocations (NTA) Issued	-	(4,399,595,710.96)	(4,399,595,710.96)
Total Disbursements Authorities Available	-	432,621,584.99	432,621,584.99
Less: Lapsed NCA	-	-	-
Disbursements *	-	(408,207,014.71)	(408,207,014.71)
Balance of Disbursements Authorities as of to date	-	24,414,570.28	24,414,570.28

* Amounts should tally

Prepared by:


FARHA N. KARIM
Accountant III

Date:

02-14-17

Certified correct by:


MARY ANTOINETTE Z. PUNO
Department Chief Accountant

Date:

Recommending

Date:

YEAR'S ACCOUNTS PAYABLE				SUB-TOTAL	TRUST LIABILITIES				TOTAL				REMARKS	
Fin. Exp.	CO	Sub-Total	TOTAL		PS	MOOE	CO	TOTAL	PS	MOOE	Fin. Exp.	CO		TOTAL
(14)	(15)	(16=12+13+14+15)	(17=11+16)	(18=6+17)	(19)	(20)	(21)	22=19+20+21	(23)	(24)	(25)	(26)	(27=23+24+25+26)	(28)
-	-	-	64,330,495.08	82,315,266.38	-	-	-	-	17,984,771.30	6,283,572.90	-	58,046,922.18	82,315,266.38	
-	785,519.42	785,519.42	262,084,027.93	298,464,452.38	-	-	-	-	36,354,760.99	13,662,204.46	-	248,447,486.93	298,464,452.38	
-	-	-	-	-	-	-	-	-	-	-	-	-	-	
-	41,776.45	41,776.45	17,359,773.06	27,427,295.95	-	-	-	-	10,066,158.03	1,060,780.52	-	16,300,357.40	27,427,295.95	
-	-	-	-	-	-	-	-	-	-	-	-	-	-	
-	-	-	-	-	-	-	-	-	-	-	-	-	-	
-	-	-	-	-	-	-	-	-	-	-	-	-	-	
-	827,295.87	827,295.87	343,774,296.07	408,207,014.71	-	-	-	-	64,405,690.32	21,006,557.88	-	322,794,766.51	408,207,014.71	

	Previous Report	This Month (January 2017)	As of Date
Total Disbursement Program	-	4,804,790,000.00	4,804,790,000.00
Less: Actual Disbursements	-	(408,207,014.71)	(408,207,014.71)
	-	<u>4,396,582,985.29</u>	<u>4,396,582,985.29</u>
Less: Notice of Transfer Allocations (NTA) Issued (Over)/Under Spending			<u>(4,399,595,710.96)</u> <u>(3,012,725.67)</u>

Approval by:



MARICHU A. PALAFOX, CESO III
Director IV, Finance Service

Approved by:



ARDELIZA R. MEDENILLA, MNSA, CESO II
Undersecretary for Support Services

Date:



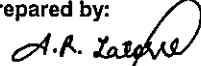
Department : DEPARTMENT OF PUBLIC WORKS AND HIGHWAYS
 Agency : DEPARTMENT OF PUBLIC WORKS AND HIGHWAYS
 Operating Unit : CENTRAL OFFICE
 Organizational Code (UACS) : 180010100000
 Funding Source Code (as clustered) : FUND 102 (F101151, F101152, F10163, F101167 AND F101168)
 (e.g. Old Fund Code: 101, 102, 151)


PARTICULARS	CURRENT YEAR BUDGET					PRIOR YEAR'S ACCOUNTS PAYABLE					PRIOR YEARS BUDG	
	PS	MOOE	Fin. Exp	CO	TOTAL	PS	MOOE	Fin. Exp	CO	Sub-Total	PS	MOOE
	2	3	4	5	6=(2+3+4+5)	7	8	9	10	11=(7+8+9+10)	12	13
Notice of Cash Allocation (NCA)												
MDS Checks Issued	-	-	-	-	-	-	-	-	6,384,021.41	6,384,021.41	-	-
Advice to Debit Account	-	-	-	-	-	-	-	-	47,513,822.65	47,513,822.65	-	-
Working fund (NCA Issued to BTr)	-	-	-	-	-	-	-	-	143,523,030.88	143,523,030.88	-	-
Tax Remittance Advices Issued (TRA)	-	-	-	-	-	-	-	-	49,341,502.76	49,341,502.76	-	-
Cash Disbursement Ceiling (CDC)	-	-	-	-	-	-	-	-	-	-	-	-
Non-Cash Availment Authority (NCAA)	-	-	-	-	-	-	-	-	418,267,375.49	418,267,375.49	-	-
Others (CDT, BTr Docs Stamps, etc.)	-	-	-	-	-	-	-	-	-	-	-	-
TOTAL									665,029,753.19	665,029,753.19		

SUMMARY:

	Previous Report (DECEMBER 2016)	This Month (JANUARY 2017)	As of Date
Total Disbursement Authorities Received			
NCA	-	190,000,000.00	190,000,000.00
Working Fund	80,290,427.71	143,214,627.25	223,505,054.96
TRA	-	49,358,376.88	49,358,376.88
CDC	-	-	-
NCAA	-	418,267,375.49	418,267,375.49
Others (CDC,BTr, Docs Tamps,etc)	-	-	-
Less: Notice of transfer Allocations (NTA)* issued	-	(35,558,499.90)	(35,558,499.90)
Total Disbursements Authorities Available	80,290,427.71	765,281,879.72	845,572,307.43
Less: Lapsed NCA	-	-	-
Disbursements*	-	(665,046,627.31)	(665,046,627.31)
Add/ (Deduct) Adjustments	-	(1,086,240.13)	(1,086,240.13)
Balance of Disbursements Authorities as of Date	80,290,427.71	99,149,012.28	179,439,439.99

*Amounts should Tally

Prepared by:

 APRIL ROSE S. LATORRE
 Accountant II
 Date: 2-14-2017

Certified Correct by:

 MARY ANTOINETTE Z. PUNO
 Department Chief Accountant
 Date: 2-14-2017

DISBURSEMENT
JANUARY 2017

YEAR'S ACCOUNTS PAYABLE			TOTAL	SUB-TOTAL	TRUST LIABILITIES				GRAND TOTAL					REMARKS
Exp	CO	Sub-Total			PS	MOOE	CO	TOTAL	PS	MOOE	Fin. Exp	CO	TOTAL	
4	15	16=(12+13+14+15)	17=(11+16)	18=(6+17)	19	20	21	22=(19+20+21)	23	24	25	26	27=(23+24+25+26)	
-	-	-	6,384,021.41	6,384,021.41	-	-	-	-	-	-	-	6,384,021.41	6,384,021.41	
-	-	-	47,513,822.65	47,513,822.65	-	-	-	-	-	-	-	47,513,822.65	47,513,822.65	
-	-	-	143,523,030.88	143,523,030.88	-	-	-	-	-	-	-	143,523,030.88	143,523,030.88	
-	16,874.12	16,874.12	49,358,376.88	49,358,376.88	-	-	-	-	-	-	-	49,358,376.88	49,358,376.88	
-	-	-	-	-	-	-	-	-	-	-	-	-	-	
-	-	-	418,267,375.49	418,267,375.49	-	-	-	-	-	-	-	418,267,375.49	418,267,375.49	
-	-	-	-	-	-	-	-	-	-	-	-	-	-	
	16,874.12	16,874.12	665,046,627.31	665,046,627.31	-	-	-	-	-	-	-	665,046,627.31	665,046,627.31	

	Previous Report (DECEMBER 2016)	This month (JANUARY 2017)	As of Date
Total Disbursement Program		673,203,000.00	673,203,000.00
Less: NTA Issued Ros/DEOs		(35,558,499.90)	(35,558,499.90)
Net Disbursement Program for CO	-	637,644,500.10	637,644,500.10
Less: *Actual Disbursement	-	(665,046,627.31)	(665,046,627.31)
(Over)/Under spending	-	(27,402,127.21)	(27,402,127.21)

Recommending Approval by:



MARICHU A. PALAFOX, CESO III

Director IV, FS

Date:

Approved By:



ARDELIZA R. MEDENILLA, MNSA, CESO II

Undersecretary for Support Services

Date:

Department : DEPARTMENT OF PUBLIC WORKS AND HIGHWAYS
 Agency : DEPARTMENT OF PUBLIC WORKS AND HIGHWAYS
 Operating Unit : CENTRAL OFFICE
 Organizational Code (UACS) : 180010100000
 Funding Source Code (as clustered) : FUND MVUC (F104358, F104359 & 104360)
 (e.g. Old Fund Code: 101, 102, 151)

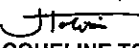
PARTICULARS	CURRENT YEAR BUDGET					PRIOR YEAR'S ACCOUNTS PAYABLE					PRIOR Y
	PS	MOOE	Fin. Exp	CO	TOTAL	PS	MOOE	Fin. Exp	CO	Sub-Total	
	2	3	4	5	6=(2+3+4+5)	7	8	9	10	11=(7+8+9+10)	
Notice of Cash Allocation (NCA)											
MDS Checks Issued	-	-	-	-	-	-	-	-	-	-	
Advice to Debit Account	-	-	-	-	-	-	-	-	143,718,354.76	143,718,354.76	
Working fund (NCA Issued to BTr)	-	-	-	-	-	-	-	-	-	-	
Tax Remittance Advices Issued (TRA)	-	-	-	-	-	-	-	-	4,638,829.99	4,638,829.99	
Cash Disbursement Ceiling (CDC)	-	-	-	-	-	-	-	-	-	-	
Non-Cash Availment Authority (NCAA)	-	-	-	-	-	-	-	-	-	-	
Others (CDT, BTr Docs Stamps, etc.)	-	-	-	-	-	-	-	-	-	-	
TOTAL									148,357,184.75	148,357,184.75	

SUMMARY:



	Previous Report (DECEMBER 2016)	This Month (JANUARY 2017)	As of Date
Total Disbursement Authorities Received			
NCA	-	320,000,000.00	320,000,000.00
Working Fund	-	-	-
TRA	-	4,638,829.99	4,638,829.99
CDC	-	-	-
NCAA	-	-	-
Others (CDC,BTr, Docs Tamps,etc)	-	-	-
Less: Notice of transfer Allocations (NTA)* issued	-	(141,383,829.52)	(141,383,829.52)
Total Disbursements Authorities Available	-	183,255,000.47	183,255,000.47
Less: Lapsed NCA	-	-	-
Disbursements*	-	(148,357,184.75)	(148,357,184.75)
Balance of Disbursements Authorities as of to Date	-	34,897,815.72	34,897,815.72

*Amounts should Tally

Prepared by:


 JACQUELINE TOLENTINO
 Accountant I
 Date: February 14, 2017

Certified Correct by:



 MARY ANTOINETTE Z. PUNO
 Department Chief Accountant
 Date: 

OF DISBURSEMENT
JANUARY 2017

CURRENT YEAR'S ACCOUNTS PAYABLE				TOTAL	SUB-TOTAL	TRUST LIABILITIES				GRAND TOTAL				REMAF
Fin. Exp	CO	Sub-Total				PS	MOOE	CO	TOTAL	PS	MOOE	Fin. Exp	CO	
13	14	15	16=(12+13+14+15)	17=(11+16)	18=(6+17)	19	20	21	22=(19+20+21)	23	24	25	26	27=(23+24+25+26)
-	-	-	-	-	-	-	-	-	-	-	-	-	-	-
-	-	-	-	143,718,354.76	143,718,354.76	-	-	-	-	-	-	-	143,718,354.76	143,718,354.76
-	-	-	-	4,638,829.99	4,638,829.99	-	-	-	-	-	-	-	4,638,829.99	4,638,829.99
-	-	-	-	-	-	-	-	-	-	-	-	-	-	-
-	-	-	-	-	-	-	-	-	-	-	-	-	-	-
-	-	-	-	148,357,184.75	148,357,184.75	-	-	-	-	-	-	-	148,357,184.75	148,357,184.75

	Previous Report (DECEMBER 2016)	This Month (JANUARY 2017)	As of Date
Total Disbursement Program	-	329,852,000.00	329,852,000.00
Less: NTA Issued Ros/DEOs	-	(141,383,829.52)	(141,383,829.52)
Net Disbursement Program for CO	-	188,468,170.48	188,468,170.48
Less: *Actual Disbursement	-	(148,357,184.75)	(148,357,184.75)
(Over)/Under spending	-	40,110,985.73	40,110,985.73

Recommending Approval by:



MARICHU A. PALAFOX, CESO III

Director IV, FS

Date: _____

Approved By:



ARDELIZA R. MEDENILLA, MNSA, CESO II

Undersecretary for Support Services

Date: _____

Department : DEPARTMENT OF PUBLIC WORKS AND HIGHWAYS
 Agency : DEPARTMENT OF PUBLIC WORKS AND HIGHWAYS
 Operating Unit : CENTRAL OFFICE
 Organizational Code (UACS) : 180010100000
 Funding Source Code (as clustered) : FUND MVUC (F104358, F104359 & 104360)
 (e.g. Old Fund Code: 101, 102, 151)


PARTICULARS	CURRENT YEAR BUDGET					PRIOR YEAR'S ACCOUNTS PAYABLE				
	PS	MOOE	Fin. Exp	CO	TOTAL	PS	MOOE	Fin. Exp	CO	Sub-Total
	2	3	4	5	6=(2+3+4+5)	7	8	9	10	11=(7+8+9+10)
Notice of Cash Allocation (NCA)					-					-
MDS Checks Issued	-	-	-	-	-	-	-	-	-	-
Advice to Debit Account	-	-	-	-	-	-	-	-	143,718,354.76	143,718,354.76
Working fund (NCA Issued to BTr)	-	-	-	-	-	-	-	-	-	-
Tax Remittance Advices Issued (TRA)	-	-	-	-	-	-	-	-	4,638,829.99	4,638,829.99
Cash Disbursement Ceiling (CDC)	-	-	-	-	-	-	-	-	-	-
Non-Cash Availment Authority (NCAA)	-	-	-	-	-	-	-	-	-	-
Others (CDT, BTr Docs Stamps, etc.)	-	-	-	-	-	-	-	-	-	-
TOTAL									148,357,184.75	148,357,184.75

SUMMARY:




	Previous Report (DECEMBER 2016)	This Month (JANUARY 2017)	As of Date
Total Disbursement Authorities Received			
NCA	-	320,000,000.00	320,000,000.00
Working Fund	-	-	-
TRA	-	4,638,829.99	4,638,829.99
CDC	-	-	-
NCAA	-	-	-
Others (CDC,BTr, Docs Tamps,etc)	-	-	-
Less: Notice of transfer Allocations (NTA)* issued	-	(141,383,829.52)	(141,383,829.52)
Total Disbursements Authorities Available	-	183,255,000.47	183,255,000.47
Less: Lapsed NCA	-	-	-
Disbursements*	-	(148,357,184.75)	(148,357,184.75)
Balance of Disbursements Authorities as of to Date	-	34,897,815.72	34,897,815.72

*Amounts should Tally

Prepared by:


 JACQUELINE TOLENTINO
 Accountant I
 Date: February 14, 2017

Certified Correct by:



 MARY ANTOINETTE Z. PUNO
 Department Chief Accountant
 Date:  

OF DISBURSEMENT
JANUARY 2017

BUDGET				TRUST LIABILITIES						GRAND TOTAL					REMARKS
CURRENT YEAR'S ACCOUNTS PAYABLE				SUB-TOTAL	PS	MOOE	CO	TOTAL	PS	MOOE	Fin. Exp	CO	TOTAL		
MOOE	Fin. Exp	CO	Sub-Total											TOTAL	22=(19+20+21)
13	14	15	16=(12+13+14+15)	17=(11+16)	18=(6+17)	19	20	21	22=(19+20+21)	23	24	25	26	27=(23+24+25+26)	
-	-	-	-	-	-	-	-	-	-	-	-	-	-	-	
-	-	-	-	143,718,354.76	143,718,354.76	-	-	-	-	-	-	-	143,718,354.76	143,718,354.76	
-	-	-	-	4,638,829.99	4,638,829.99	-	-	-	-	-	-	-	4,638,829.99	4,638,829.99	
-	-	-	-	-	-	-	-	-	-	-	-	-	-	-	
-	-	-	-	-	-	-	-	-	-	-	-	-	-	-	
-	-	-	-	148,357,184.75	148,357,184.75	-	-	-	-	-	-	-	148,357,184.75	148,357,184.75	


	Previous Report (DECEMBER 2016)	This Month (JANUARY 2017)	As of Date
Total Disbursement Program	-	329,852,000.00	329,852,000.00
Less: NTA Issued Ros/DEOs	-	(141,383,829.52)	(141,383,829.52)
Net Disbursement Program for CO	-	188,468,170.48	188,468,170.48
Less: *Actual Disbursement	-	(148,357,184.75)	(148,357,184.75)
(Over)/Under spending	-	40,110,985.73	40,110,985.73

Recommending Approval by:



MARICHU A. PALAFOX, CESO III
Director IV, FS
Date: _____

Approved By:



ARDELIZA R. MEDENILLA, MNSA, CESO II
Undersecretary for Support Services
Date: _____

Department : Department of Public Works and Highways
 Agency : National Government
 Operating Unit : Nationwide
 Organization Code (UACS) :
 Funding Source Code (as clustered) : ALL FUNDS

PARTICULARS (1)	CURRENT YEAR BUDGET					PRIOR YEAR'S ACCOUNTS PAYABLE					PRIOR YEAR'S BUDGET			CURRENT YEAR'S ACCO		
	PS (2)	MOOE (3)	Fin. Exp. (4)	CO (5)	TOTAL (6=2+3+4+5)	PS (7)	MOOE (8)	Fin. Exp. (9)	CO (10)	Sub-Total (11=7+8+9+10)	PS (12)	MOOE (13)	Fin. Exp. (14)	PS (12)	MOOE (13)	Fin. Exp. (14)
	NOTICE OF CASH ALLOCATION	413,152,558.02	18,529,323.12	-	423,898,040.96	855,579,920.10	245,870,466.57	329,011,687.15	-	8,188,734,687.34	8,763,616,841.06	16,658,380.86	54,993,763.82	-	-	-
MDS Checks Issued	126,399,481.93	2,834,041.57	-	12,173,611.59	141,407,135.09	33,957,103.43	39,620,491.77	-	376,195,983.66	449,773,578.86	2,561,740.50	9,646,347.63	-	-	-	-
Central Office	17,984,771.30	-	-	-	17,984,771.30	-	6,283,572.90	-	64,430,943.59	70,714,516.49	-	-	-	-	-	-
NCR	7,811,050.21	1,852.30	-	4,168.40	7,817,068.91	252,449.96	2,123,952.91	-	1,062,746.58	3,439,149.45	1,878,312.91	901,763.73	-	-	-	-
CAR	5,153,205.33	-	-	231,751.35	5,384,956.68	1,844,889.13	247,323.94	-	660,598.68	2,752,811.75	37,078.85	481,929.29	-	-	-	-
NIR	44,129.99	-	-	-	44,129.99	-	-	-	-	-	-	-	-	-	-	-
Region I	6,168,806.45	-	-	61,527.61	6,230,334.06	-	286,561.76	-	311,130.92	597,692.68	-	4,626.41	-	-	-	-
Region II	3,047,943.35	-	-	-	3,047,943.35	36,341.00	138,803.01	-	282,417.11	457,581.12	3,000.00	61,715.05	-	-	-	-
Region III	6,508,137.11	130,816.97	-	145,894.70	6,784,848.78	218,199.57	6,602,598.23	-	3,878,961.91	10,699,759.71	59,193.23	161,699.44	-	-	-	-
Region IV-A	8,800,133.97	209,702.06	-	37,188.23	7,047,022.26	1,775,492.58	1,014,227.74	-	7,026,202.16	9,815,922.48	-	15,049.96	-	-	-	-
Region IV-B	1,948,081.04	-	-	2,788,377.17	4,736,458.21	208,450.00	373,915.37	-	1,313,116.06	1,895,481.43	-	-	-	-	-	-
Region V	9,683,351.23	114,078.77	-	1,134,441.09	10,931,871.09	489,857.43	2,190,417.07	-	6,685,054.49	9,365,328.99	2.00	849,814.49	-	-	-	-
Region VI	8,448,138.52	5,229.32	-	1,412,070.67	9,865,438.51	612,187.02	286,070.11	-	558,985.04	1,457,242.17	583,541.01	148,775.06	-	-	-	-
Region VII	11,296,931.53	118,247.11	-	-	11,415,178.64	3,911,677.02	9,567,911.30	-	48,243,886.60	61,723,274.92	-	3,909,767.78	-	-	-	-
Region VIII	21,900,322.33	853,329.59	-	1,515,129.07	24,268,780.99	6,819,191.01	2,559,594.11	-	21,581,993.44	30,950,778.56	-	994,031.17	-	-	-	-
Region IX	1,116,747.35	4,400.34	-	851,332.94	1,972,480.63	345,852.77	144,416.09	-	1,627,398.02	2,117,666.88	-	-	-	-	-	-
Region X	6,646,584.18	849,231.23	-	1,262,294.63	8,758,110.04	1,218,570.61	2,582,544.70	-	5,015,921.61	8,817,036.92	-	110,139.73	-	-	-	-
Region XI	4,978,584.12	20,000.00	-	191,346.32	5,189,930.44	93,288.93	2,362,863.39	-	895,393.17	3,351,545.49	612.50	750,724.77	-	-	-	-
Region XII	17,437.52	-	-	-	17,437.52	14,037,620.29	2,701,876.12	-	211,836,578.10	228,576,074.51	-	-	-	-	-	-
Region XIII	7,089,256.39	527,153.88	-	2,493,963.42	10,110,373.69	2,093,038.11	153,843.02	-	784,856.18	3,031,735.31	-	1,256,310.75	-	-	-	-
Advice to Debit Account	286,753,074.09	15,695,281.55	-	411,724,429.37	714,172,785.01	211,913,363.14	289,391,195.38	-	7,812,538,703.58	8,313,843,262.20	13,096,640.36	45,347,416.19	-	-	-	-
Central Office	36,354,760.99	-	-	25,663.46	36,380,424.45	-	13,662,204.46	-	295,150,126.70	308,812,331.16	-	-	-	-	-	-
NCR	11,113,602.70	1,500.00	-	210,329.25	11,325,431.95	3,995,195.19	15,600,024.24	-	392,124,042.03	411,719,261.46	1,992,319.06	2,347,508.10	-	-	-	-
CAR	14,898,389.34	1,473.75	-	11,838,268.93	28,838,132.02	1,009,403.54	10,557,354.13	-	190,414,818.87	201,981,576.54	670,459.24	8,981,501.62	-	-	-	-
NIR	137,200.00	53,416.42	-	1,455,259.67	1,645,876.09	-	-	-	-	-	-	-	-	-	-	-
Region I	19,876,998.43	144,985.49	-	15,825,083.08	35,847,067.00	510,116.37	5,205,447.03	-	662,185,547.91	667,901,111.31	-	6,136,961.14	-	-	-	-
Region II	22,511,731.20	1,375.00	-	131,239.79	22,644,345.99	18,413,975.93	14,307,455.30	-	249,840,937.60	282,562,368.83	4,813,883.88	4,172,040.82	-	-	-	-
Region III	22,217,680.10	575,144.71	-	47,682,277.73	70,475,102.54	111,642,038.92	26,054,094.06	-	467,240,845.21	604,938,978.19	2,861,250.00	1,507,917.27	-	-	-	-
Region IV-A	25,157,664.85	93,712.12	-	1,092,366.96	26,343,733.93	10,659,206.55	20,458,571.62	-	764,625,524.65	795,743,302.82	-	1,557,061.11	-	-	-	-
Region IV-B	16,567,439.99	4,214,718.41	-	39,840,777.87	60,622,936.27	1,892,883.59	11,682,735.40	-	263,447,110.68	277,022,729.67	-	5,485,615.12	-	-	-	-
Region V	18,105,851.72	42,075.64	-	271,676.85	18,419,604.22	8,858,562.22	15,087,370.42	-	449,602,186.74	473,548,119.38	355,628.24	1,670,536.96	-	-	-	-
Region VI	14,525,447.17	1,368,279.58	-	1,039,158.39	16,932,885.14	7,283,859.46	15,634,861.99	-	392,584,258.12	415,502,977.57	2,368,909.14	1,047,945.15	-	-	-	-
Region VII	9,497,536.44	-	-	-	9,497,536.44	13,112,593.87	29,522,567.41	-	588,733,331.84	631,368,493.12	-	1,392,841.21	-	-	-	-
Region VIII	3,806,508.21	17,068.00	-	19,488,117.78	23,311,691.99	4,733,808.75	10,927,614.61	-	526,548,055.26	542,209,478.62	-	58,871.38	-	-	-	-
Region IX	15,660,000.37	6,917,357.05	-	100,398,608.30	122,975,965.72	1,299,970.73	15,584,247.60	-	533,593,847.15	570,478,065.48	-	939,112.68	-	-	-	-
Region X	19,053,751.00	818,405.87	-	1,773,333.56	21,645,490.43	16,772,980.83	34,146,995.73	-	1,180,049,682.46	1,230,969,659.02	-	3,937,259.24	-	-	-	-
Region XI	13,258,051.39	-	-	3,960.00	13,262,011.39	227,359.05	12,790,639.12	-	193,853,308.59	206,871,306.76	34,190.80	3,317,281.91	-	-	-	-
Region XII	4,649,924.37	14,981.00	-	-	4,664,905.37	7,332,229.25	24,960,947.53	-	384,535,211.00	416,828,387.78	-	2,540.00	-	-	-	-
Region XIII	19,280,537.82	1,430,788.51	-	170,648,317.74	191,339,644.07	4,169,178.89	13,208,064.73	-	258,009,870.87	275,387,114.49	-	2,792,422.60	-	-	-	-
WORKING FUND (NCA Issued to BTr)	-	-	-	-	-	-	-	-	143,523,030.88	143,523,030.88	-	-	-	-	-	-
Central Office	-	-	-	-	-	-	-	-	143,523,030.88	143,523,030.88	-	-	-	-	-	-
NCR	-	-	-	-	-	-	-	-	-	-	-	-	-	-	-	-
CAR	-	-	-	-	-	-	-	-	-	-	-	-	-	-	-	-
NIR	-	-	-	-	-	-	-	-	-	-	-	-	-	-	-	-
Region I	-	-	-	-	-	-	-	-	-	-	-	-	-	-	-	-
Region II	-	-	-	-	-	-	-	-	-	-	-	-	-	-	-	-
Region III	-	-	-	-	-	-	-	-	-	-	-	-	-	-	-	-
Region IV-A	-	-	-	-	-	-	-	-	-	-	-	-	-	-	-	-
Region IV-B	-	-	-	-	-	-	-	-	-	-	-	-	-	-	-	-
Region V	-	-	-	-	-	-	-	-	-	-	-	-	-	-	-	-
Region VI	-	-	-	-	-	-	-	-	-	-	-	-	-	-	-	-
Region VII	-	-	-	-	-	-	-	-	-	-	-	-	-	-	-	-
Region VIII	-	-	-	-	-	-	-	-	-	-	-	-	-	-	-	-
Region IX	-	-	-	-	-	-	-	-	-	-	-	-	-	-	-	-
Region X	-	-	-	-	-	-	-	-	-	-	-	-	-	-	-	-
Region XI	-	-	-	-	-	-	-	-	-	-	-	-	-	-	-	-
Region XII	-	-	-	-	-	-	-	-	-	-	-	-	-	-	-	-
Region XIII	-	-	-	-	-	-	-	-	-	-	-	-	-	-	-	-
TRA ISSUED	52,245,250.14	4,009,219.35	-	187,812,345.43	244,066,814.92	14,595,406.18	20,926,522.29	-	736,958,858.77	772,480,787.24	1,355,899.82	2,478,657.52	-	-	-	-
Central Office	10,066,158.03	-	-	1,364.86	10,067,522.89	-	1,060,780.52	-	70,237,548.84	71,298,329.36	-	-	-	-	-	-
NCR	1,775,912.37	8,920.43	-	3,749.54	1,788,582.34	43,637.02	948,083.06	-	26,509,859.18	27,501,579.26	947,433.60	105,972.65	-	-	-	-
CAR	2,867,406.85	1,608,885.32	-	13,448,490.99	17,924,783.16	224,716.87	348,977.71	-	25,424,722.91	25,998,417.49	-	435,280.54	-	-	-	-
NIR	-	3,023.64	-	49,608.76	52,632.40	-	-	-	-	-	-	-	-	-	-	-
Region I	3,159,736.95	2,049.38	-	855,122.41	4,016,908.74	-	320,025.24	-	57,904,867.70	58,224,892.94	-	360,996.53	-	-	-	-
Region II	3,148,284.18	-	-	3,797.08	3,152,081.26	54,061.92	893,612.27	-	16,574,001.49	17,521,675.68	-	229,672.43	-	-	-	-

Central Office	-	-	-	-	-	-	-	-	418,267,375.49	418,267,375.49	-	-	-
NCR	-	-	-	-	-	-	-	-	-	-	-	-	-
CAR	-	-	-	-	-	-	-	-	-	-	-	-	-
NIR	-	-	-	-	-	-	-	-	-	-	-	-	-
Region I	-	-	-	-	-	-	-	-	-	-	-	-	-
Region II	-	-	-	-	-	-	-	-	-	-	-	-	-
Region III	-	-	-	-	-	-	-	-	-	-	-	-	-
Region IV-A	-	-	-	-	-	-	-	-	-	-	-	-	-
Region IV-B	-	-	-	-	-	-	-	-	-	-	-	-	-
Region V	-	-	-	-	-	-	-	-	-	-	-	-	-
Region VI	-	-	-	-	-	-	-	-	-	-	-	-	-
Region VII	-	-	-	-	-	-	-	-	-	-	-	-	-
Region VIII	-	-	-	-	-	-	-	-	-	-	-	-	-
Region IX	-	-	-	-	-	-	-	-	-	-	-	-	-
Region X	-	-	-	-	-	-	-	-	-	-	-	-	-
Region XI	-	-	-	-	-	-	-	-	-	-	-	-	-
Region XII	-	-	-	-	-	-	-	-	-	-	-	-	-
Region XIII	-	-	-	-	-	-	-	-	-	-	-	-	-
TOTAL - CO/R O s	465,397,806.16	22,538,542.47	-	611,710,386.39	1,099,646,735.02	260,465,872.75	349,938,209.44	-	9,487,483,952.48	10,097,888,034.67	17,014,280.68	57,472,321.34	-
Central Office	64,405,690.32	-	-	27,028.32	64,432,718.64	-	21,006,557.88	-	991,609,025.50	1,012,615,583.38	-	-	-
NCR	20,500,565.28	12,272.73	-	218,245.19	20,731,083.20	4,291,282.17	18,672,080.21	-	419,695,647.79	442,659,990.17	4,818,055.57	3,355,244.48	-
CAR	23,019,001.52	1,610,359.07	-	25,518,511.27	50,147,871.86	3,079,009.54	11,153,655.78	-	216,500,140.46	230,732,805.78	707,538.09	9,898,711.45	-
NIR	137,200.00	56,440.06	-	1,548,998.42	1,742,638.48	-	-	-	-	-	-	-	-
Region I	29,205,541.83	147,034.87	-	16,741,733.10	46,094,309.80	510,116.37	5,812,034.03	-	720,401,546.53	726,723,696.93	-	6,502,584.08	-
Region II	28,707,958.73	1,375.00	-	135,036.87	28,844,370.60	18,504,378.85	15,339,870.58	-	266,697,356.20	300,541,605.63	4,816,893.88	4,463,428.30	-
Region III	32,130,996.57	725,886.36	-	51,116,567.98	83,973,450.91	118,800,350.17	34,473,405.78	-	511,151,906.00	664,425,661.95	3,294,052.33	2,002,954.06	-
Region IV-A	35,591,039.35	392,138.02	-	5,947,933.16	41,931,110.53	13,305,982.62	23,733,788.63	-	836,929,210.12	873,968,981.37	-	1,632,091.95	-
Region IV-B	20,763,660.46	5,234,522.77	-	62,401,200.93	78,399,384.16	2,777,788.06	13,521,484.81	-	294,294,038.38	310,593,311.25	-	5,648,858.03	-
Region V	30,949,990.86	160,173.41	-	1,544,159.94	32,654,324.21	9,894,745.44	18,637,636.37	-	511,196,129.18	539,728,510.99	355,630.24	2,564,879.07	-
Region VI	25,252,280.46	1,445,918.73	-	2,495,845.00	29,194,044.19	8,259,136.59	18,978,180.21	-	413,549,790.98	438,787,107.78	2,980,475.74	1,234,219.67	-
Region VII	23,405,229.32	122,996.40	-	-	23,528,225.72	17,694,123.69	41,333,458.13	-	677,476,809.83	736,504,391.85	-	5,537,551.06	-
Region VIII	29,294,023.93	887,371.96	-	32,859,953.04	63,041,348.93	11,564,707.82	14,122,769.00	-	580,800,625.78	606,488,102.60	-	1,086,138.90	-
Region IX	19,180,382.00	7,548,393.61	-	113,116,371.79	139,845,147.40	1,712,634.73	16,611,328.12	-	574,465,031.26	592,788,994.11	-	985,477.04	-
Region X	29,264,428.92	1,996,837.91	-	5,325,795.71	36,587,060.54	18,344,440.43	38,241,012.70	-	1,262,901,528.32	1,319,486,981.45	-	4,148,848.31	-
Region XI	20,855,127.81	20,000.00	-	195,306.32	21,070,434.13	384,244.62	16,068,234.16	-	205,287,108.13	221,719,586.91	41,634.83	4,298,023.29	-
Region XII	4,851,664.57	14,981.00	-	-	4,866,645.57	24,016,838.36	29,864,591.78	-	708,462,018.12	760,343,448.26	-	2,540.00	-
Region XIII	27,883,028.23	2,161,840.57	-	302,517,699.35	332,562,568.15	7,346,093.29	14,368,141.27	-	298,065,039.90	319,779,274.46	-	4,110,771.65	-
TOTAL	465,397,806.16	22,538,542.47	-	611,710,386.39	1,099,646,735.02	260,465,872.75	349,938,209.44	-	9,487,483,952.48	10,097,888,034.67	17,014,280.68	57,472,321.34	-

SUMMARY:

	Previous Report	This Month (January 2017)	As of Date
Total Disbursement Authorities Received	80,290,427.71	19,997,018,715.36	20,077,309,143.07
NCA/NTA (Adj)	-	18,338,932,944.52	18,338,932,944.52
Trust Fund	-	-	-
Working Fund (Adj)	80,290,427.71	143,214,627.25	223,505,054.96
TRA (Adj)	-	1,096,603,768.10	1,096,603,768.10
CDC	-	-	-
NCAA	-	418,267,375.49	418,267,375.49
Others (CDT, BTr, Docs Stamp, etc.)	-	-	-
Less: Notice of Transfer Allocations (NTA) Issued (Adj)	-	-	-
Fund Transfers- Trust Account	-	(4,576,538,040.31)	(4,576,538,040.31)
Total Disbursements Authorities Available	80,290,427.71	15,420,480,675.05	15,500,771,102.76
Less: Lapsed NCA	-	-	-
Disbursements (Adj)*	-	(12,684,390,609.52)	(12,684,390,609.52)
Balance of Disbursements Authorities as of to date	80,290,427.71	2,736,090,065.53	2,816,380,493.24

* Amounts should tally

Prepared by:


FARHA K. KARIM
 Accountant III

Certified correct by:


MARY ANTOINETTE Z. PUNO
 Department Chief Accountant

Recommending a

